

Total Active Registered Persons Of Concern **22,433**



22,432

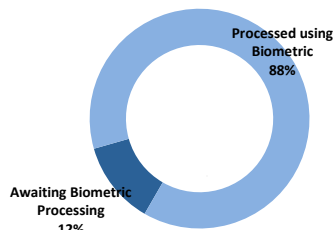
100.0%



1

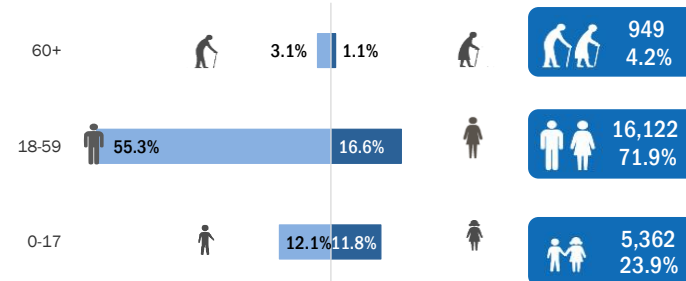
0.0%

Biometric Statistics (IRIS)



UNHCR Jordan

Age-Gender Breakdown



Standard Age and Gender

Age	0-4	5-11	12-17	18-35	36-59	60+	Total	%
Female	963	1,004	673	2,374	1,350	246	6,610	29.5%
Male	971	1,037	714	7,815	4,583	703	15,823	70.5%
Total	1,934	2,041	1,387	10,189	5,933	949	22,433	100%
	8.6%	9.1%	6.2%	45.4%	26.4%	4.2%		

Origion Country

YEM	14,192	63.3%
SUD	6,038	26.9%
SOM	727	3.2%
Other*	1,476	6.6%

Specific Needs

Serious medical condition	3,050	13.6%
Disability	1,301	5.8%
Specific legal and physical protection needs	861	3.8%
Woman at risk	559	2.5%
Child at risk	319	1.4%
Single parent	284	1.3%
Older person at risk	115	0.5%
Unaccompanied or separated child	75	0.3%
Individuals with Specific Needs	4,705	21.0%
Total	6,564	29.3%

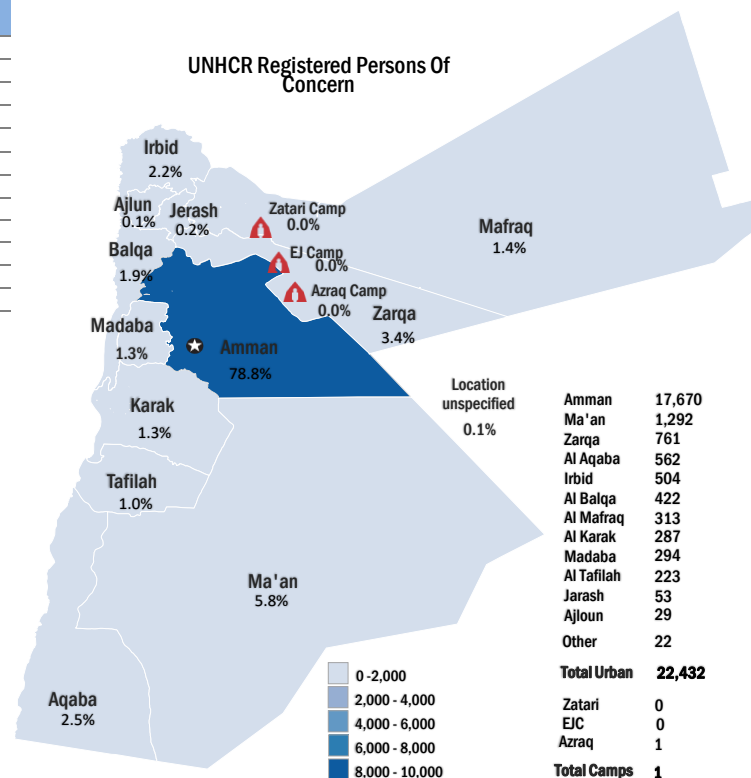
* An individual can have more than one specific need

Arrivals**

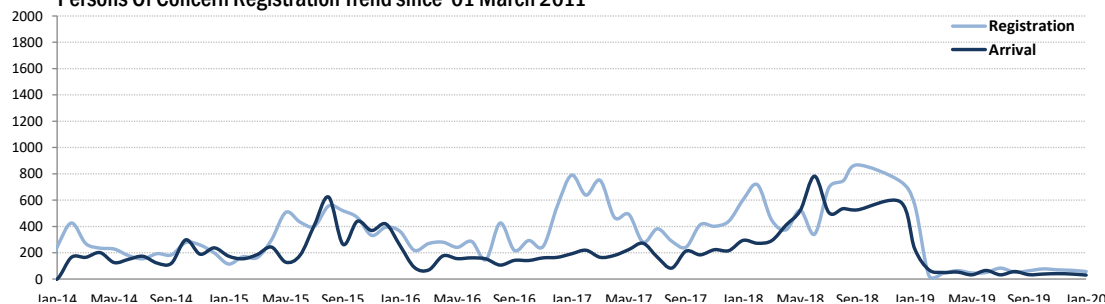
Pre-2011	1,635	7.3%
2011	585	2.6%
2012	1,126	5.0%
2013	2,483	11.1%
2014	2,022	9.0%
2015	3,492	15.6%
2016	1,493	6.7%
2017	2,103	9.4%
2018	5,210	23.2%
2019	72	0.3%
2020	0	0.0%
2021	0	0.0%

**The new arrivals excludes newborn babies who will be represented under the registration trend.

UNHCR Registered Persons Of Concern



Persons Of Concern Registration Trend since 01 March 2011



* Other nationalities include among others (ARE,LBY,LEB,ETH,RUS...)

**The new arrivals excludes newborn babies who will be represented under the registration trend.

* Coloured map only reflects refugees living outside camps.