

# Settlement Profile - Meheba

As of September 30, 2020

## Total Active and Hold

\* Totals excludes self-settled data

29,408

BIMS Enrolled

23,951

### Demographics

#### Children



50.56%

#### Elderly



3.49%

#### Women



47.40%

#### Specific Needs

13.66%

### Current Month

Registered

342

Arrivals

235

New Births

63

In Situ

44

### Current Year

Registered

1,827

Arrivals

1,002

New Births

450

In Situ

375

### Standard Age and Gender

Age Cohorts	0-4		5-11		12-17		18-59		60+		Total	
Sex	PoC	%	PoC	%	PoC	%	PoC	%	PoC	%	PoC	%
Female	1,838	6.25 %	3,126	10.63 %	2,447	8.32 %	6,127	20.83 %	401	1.36 %	13,939	47.40 %
Male	1,806	6.14 %	3,222	10.96 %	2,431	8.27 %	7,385	25.11 %	625	2.13 %	15,469	52.60 %
Total	3,644	12.39 %	6,348	21.59 %	4,878	16.59 %	13,512	45.95 %	1,026	3.49 %	29,408	100.00 %

### Top 10 Place of Origin

Place of Origin	Registered	Percentage
Sud-Kivu	4,724	22.03 %
Moxico	4,711	21.97 %
Haut-Katanga	2,752	12.84 %
Tanganyka	2,489	11.61 %
Southern Province	2,249	10.49 %
Kasai Central	1,448	6.75 %
Nord-Kivu	902	4.21 %
Western Province	773	3.61 %
Lomami	724	3.38 %
	669	3.12 %

### Specific Needs

SPN Category Name	Total PoC	% PoC
Child at risk	583	16.06%
Disability	493	13.58%
Family unity	9	0.25%
Older person at risk	370	10.19%
Serious medical condition	495	13.63%
Single parent	437	12.04%
Specific legal and physical protection needs	1,144	31.51%
Torture	3	0.08%
Unaccompanied or separated child	671	18.48%
Woman at risk	123	3.39%

### Top 10 Skills (Aged 18 and above)

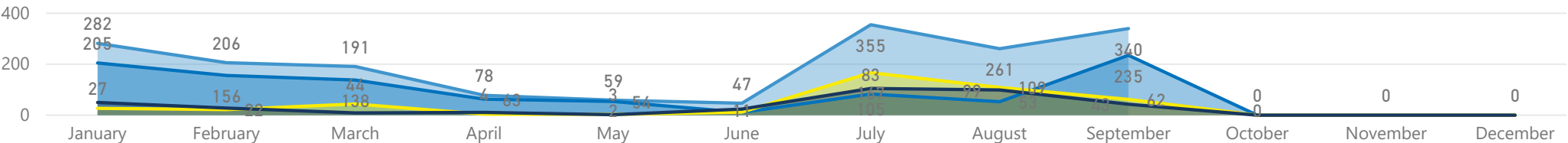
Skills and Work Experience	Individuals	% of PoC
Farmers (crop and vegetable)	3,941	45.28 %
Student	2,430	27.92 %
No occupation	625	7.18 %
Housekeepers (including housewives)	402	4.62 %
General managers (own or small business)	398	4.57 %
Business professionals not elsewhere classified	223	2.56 %
Business professionals	195	2.24 %
Stall & market salespersons	174	2.00 %
Hairdressers, barbers, beauticians & related	172	1.98 %
Tailors, dressmakers and hatters	143	1.64 %

### Top 10 Education (Aged 18 and above)

Education Level	Individuals	% of PoC
No education	2,233	18.85 %
12 years (or Grade 12)	1,929	16.29 %
6 years (or Grade 6)	1,226	10.35 %
9 years (or Grade 9)	1,216	10.27 %
8 years (or Grade 8)	1,111	9.38 %
7 years (or Grade 7)	1,094	9.24 %
5 years (or Grade 5)	874	7.38 %
10 years (or Grade 10)	748	6.31 %
4 years (or Grade 4)	710	5.99 %
11 years (or Grade 11)	704	5.94 %

### Monthly Arrival & Registration Trend

● # of Registered PoC ● Total\_Arrival ● Total\_New\_Birth ● Total\_InSitu



### Legal status Breakdown

Refugee	19,337
Other of concern	9,782
Asylum Seeker	289

# Settlement Profile - MANTAPALA

As of September 30, 2020

## Total Active and Hold

\* Totals excludes self-settled data

15,231

BIMS Enrolled

11,269

### Demographics

#### Children

59.40%

#### Elderly

2.73%

#### Women

50.50%

#### Specific Needs

19.51 ...

### Current Month

Registered

420

Arrivals

294

New Births

126

In Situ

0

### Current Year

Registered

1,530

Arrivals

1,086

New Births

424

In Situ

20

### Standard Age and Gender

Age Cohorts	0-4		5-11		12-17		18-59		60+		Total	
Sex	PoC	%	PoC	%	PoC	%	PoC	%	PoC	%	PoC	%
Female	1,515	9.95 %	1,835	12.05 %	1,174	7.71 %	2,943	19.32 %	224	1.47 %	7,691	50.50 %
Male	1,559	10.24 %	1,715	11.26 %	1,249	8.20 %	2,825	18.55 %	192	1.26 %	7,540	49.50 %
Total	3,074	20.18 %	3,550	23.31 %	2,423	15.91 %	5,768	37.87 %	416	2.73 %	15,231	100.00 %

### Top 10 Place of Origin

Place of Origin	Registered	Percentage
Haut-Katanga	10,759	70.65 %
Tanganyka	3,714	24.39 %
	604	3.97 %
Sud-Kivu	111	0.73 %
-	10	0.07 %
Bas-Uele	8	0.05 %
Western Equatoria	8	0.05 %
Sankuru	7	0.05 %
Maniema	3	0.02 %
Haut-Lomami	2	0.01 %
Luapula	2	0.01 %

### Specific Needs

SPN Category Name	Total PoC	% PoC
Child at risk	12	1.03%
Disability	316	27.08%
Older person at risk	384	32.90%
Serious medical condition	310	26.56%
Single parent	168	14.40%
Unaccompanied or separated child	200	17.14%
Woman at risk	1	0.09%

### Top 10 Skills (Aged 18 and above)

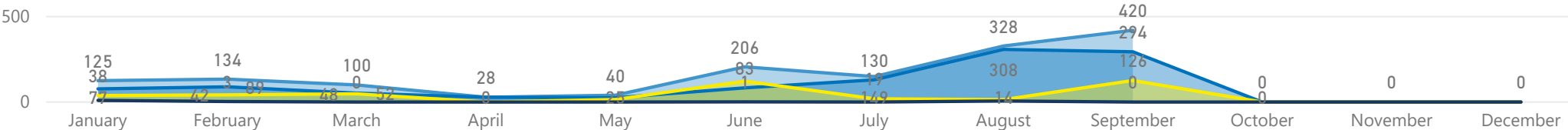
Skills and Work Experience	Individuals	% of PoC
Farmers (crop and vegetable)	523	73.46 %
No occupation	80	11.24 %
Sales and Services Elementary Occupations	24	3.37 %
Business services agents & trade brokers not class	19	2.67 %
Business services agents and trade brokers	18	2.53 %
Bricklayers and stonemasons	13	1.83 %
Salespersons	10	1.40 %
Tailors, dressmakers and hatters	9	1.26 %
Student	8	1.12 %
Teaching Associate Professionals	8	1.12 %

### Top 10 Education (Aged 18 and above)

Education Level	Individuals	% of PoC
No education	1,503	27.96 %
6 years (or Grade 6)	742	13.80 %
3 years (or Grade 3)	555	10.33 %
5 years (or Grade 5)	514	9.56 %
4 years (or Grade 4)	493	9.17 %
2 years (or Grade 2)	409	7.61 %
8 years (or Grade 8)	350	6.51 %
7 years (or Grade 7)	344	6.40 %
9 years (or Grade 9)	248	4.61 %
12 years (or Grade 12)	217	4.04 %

### Monthly Arrival & Registration Trend

● # of Registered PoC
 ● Total\_Arrival
 ● Total\_New\_Birth
 ● Total\_InSitu



### Legal status Breakdown

Refugee	15,175
Asylum Seeker	56

# Settlement Profile - Mayukwayukwa

As of September 30, 2020

## Total Active and Hold

\* Totals excludes self-settled data

18,166

BIMS Enrolled

14,398

### Demographics

#### Children

46.77%

#### Elderly

3.76%

#### Women

46.68%

#### Specific Needs

7.64 %

### Current Month

Registered

43

Arrivals

18

New Births

17

In Situ

8

### Current Year

Registered

820

Arrivals

281

New Births

293

In Situ

246

### Standard Age and Gender

Age Cohorts	0-4		5-11		12-17		18-59		60+		Total	
Sex	PoC	%	PoC	%	PoC	%	PoC	%	PoC	%	PoC	%
Female	1,137	6.26 %	1,769	9.74 %	1,352	7.44 %	3,988	21.95 %	234	1.29 %	8,480	46.68 %
Male	1,171	6.45 %	1,774	9.77 %	1,294	7.12 %	4,998	27.51 %	449	2.47 %	9,686	53.32 %
Total	2,308	12.71 %	3,543	19.50 %	2,646	14.57 %	8,986	49.47 %	683	3.76 %	18,166	100.00 %

### Top 10 Place of Origin

Place of Origin	Registered	Percentage
Sud-Kivu	8,445	51.95 %
Huambo	1,744	10.73 %
BiO	1,425	8.77 %
Moxico	1,102	6.78 %
Nord-Kivu	1,054	6.48 %
Cuando Cubango	731	4.50 %
Benguela	547	3.37 %
	513	3.16 %
HuOla	483	2.97 %
Haut-Katanga	211	1.30 %

### Specific Needs

SPN Category Name	Total PoC	% PoC
Child at risk	22	1.73%
Disability	441	34.67%
Family unity	1	0.08%
Older person at risk	301	23.66%
Serious medical condition	338	26.57%
Single parent	149	11.71%
Specific legal and physical protection needs	102	8.02%
Torture	1	0.08%
Unaccompanied or separated child	144	11.32%
Woman at risk	50	3.93%

### Top 10 Skills (Aged 18 and above)

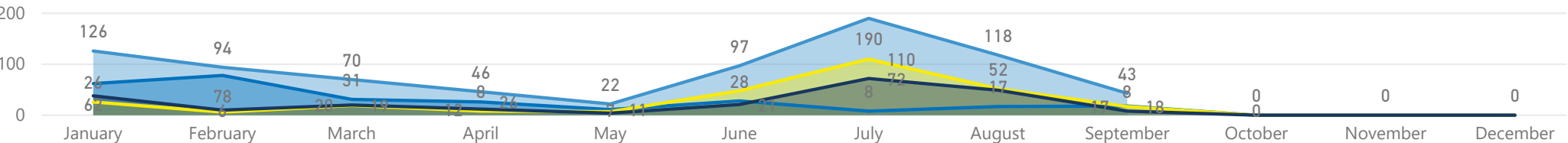
Skills and Work Experience	Individuals	% of PoC
Farmers (crop and vegetable)	3,079	48.93 %
Student	1,396	22.18 %
No occupation	481	7.64 %
Housekeepers (including housewives)	419	6.66 %
Farm-hands & labourers	413	6.56 %
General managers (own or small business)	171	2.72 %
Stall & market salespersons	104	1.65 %
Business professionals not elsewhere classified	85	1.35 %
Business professionals	77	1.22 %
Motor vehicle drivers	68	1.08 %

### Top 10 Education (Aged 18 and above)

Education Level	Individuals	% of PoC
No education	1,738	21.01 %
6 years (or Grade 6)	1,437	17.37 %
12 years (or Grade 12)	1,078	13.03 %
4 years (or Grade 4)	729	8.81 %
5 years (or Grade 5)	654	7.91 %
7 years (or Grade 7)	635	7.68 %
3 years (or Grade 3)	610	7.37 %
9 years (or Grade 9)	561	6.78 %
8 years (or Grade 8)	506	6.12 %
2 years (or Grade 2)	324	3.92 %

### Monthly Arrival & Registration Trend

● # of Registered PoC ● Total\_Arrival ● Total\_New\_Birth ● Total\_InSitu



### Legal status Breakdown

Refugee	11,526
Other of concern	6,611
Asylum Seeker	29

# Urban Profile (Lusaka )

As of September 30, 2020

## Total Active and Hold

\* Totals excludes self-settled data

17,389

BIMS Enrolled

15,256

### Demographics

#### Children

32.74%

#### Elderly

2.36%

#### Women

37.59%

#### Specific Needs

2.32 %

### Current Month

Registered

450

Arrivals

272

New Births

14

In Situ

164

### Current Year

Registered

2,869

Arrivals

2,080

New Births

50

In Situ

739

### Standard Age and Gender

Age Cohorts	0-4		5-11		12-17		18-59		60+		Total	
Sex	PoC	%	PoC	%	PoC	%	PoC	%	PoC	%	PoC	%
Female	639	3.67 %	1,192	6.85 %	1,033	5.94 %	3,540	20.36 %	133	0.76 %	6,537	37.59 %
Male	600	3.45 %	1,140	6.56 %	1,090	6.27 %	7,744	44.53 %	278	1.60 %	10,852	62.41 %
Total	1,239	7.13 %	2,332	13.41 %	2,123	12.21 %	11,284	64.89 %	411	2.36 %	17,389	100.00 %

### Top 10 Place of Origin

Place of Origin	Registered	Percentage
Sud-Kivu	3,175	25.26 %
Haut-Katanga	2,964	23.58 %
	1,491	11.86 %
Makamba	900	7.16 %
Banadir	881	7.01 %
Bururi	798	6.35 %
Bujumbura Mairie	760	6.05 %
Cibitoke	573	4.56 %
Kasai Central	552	4.39 %
Bujumbura Rural	474	3.77 %

### Specific Needs

SPN Category Name	Total PoC	% PoC
Child at risk	42	11.02%
Disability	61	16.01%
Older person at risk	10	2.62%
Serious medical condition	138	36.22%
Single parent	12	3.15%
Specific legal and physical protection needs	99	25.98%
Torture	2	0.52%
Unaccompanied or separated child	36	9.45%
Woman at risk	19	4.99%

### Top 10 Skills (Aged 18 and above)

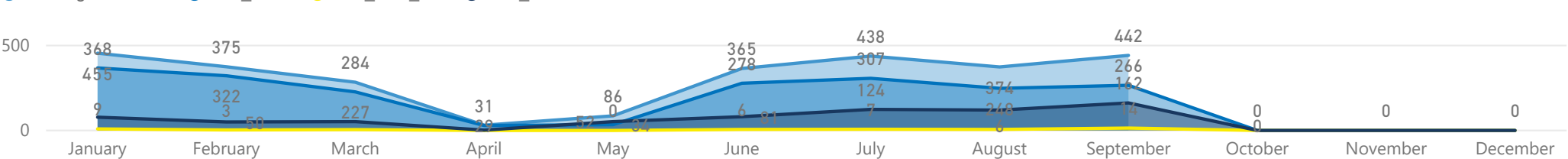
Skills and Work Experience	Individuals	% of PoC
No occupation	1,792	24.23 %
Farmers (crop and vegetable)	1,646	22.26 %
Student	1,594	21.55 %
Housekeepers (including housewives)	610	8.25 %
General managers (own or small business)	603	8.15 %
Business professionals	317	4.29 %
Business professionals not elsewhere classified	301	4.07 %
Motor vehicle drivers	210	2.84 %
Heavy truck and lorry drivers	205	2.77 %
Teaching Professionals	118	1.60 %

### Top 10 Education (Aged 18 and above)

Education Level	Individuals	% of PoC
12 years (or Grade 12)	2,157	22.63 %
No education	1,650	17.31 %
6 years (or Grade 6)	1,083	11.36 %
9 years (or Grade 9)	781	8.19 %
University level	720	7.55 %
13 years (or Grade 13)	698	7.32 %
8 years (or Grade 8)	697	7.31 %
7 years (or Grade 7)	614	6.44 %
10 years (or Grade 10)	605	6.35 %
11 years (or Grade 11)	526	5.52 %

### Monthly Arrival & Registration Trend

● # of Registered PoC ● Total\_Arrival ● Total\_New\_Birth ● Total\_InSitu



### Legal status Breakdown

Refugee	12,101
Asylum Seeker	4,445
Other of concern	843