

Total Active Registered Persons Of Concern **23,285**

Urban **23,278**
100.0%

Camps **7**
0.0%

Standard Age and Gender

Age	0-4	5-11	12-17	18-35	36-59	60+	Total	%
Female	941	995	629	2,528	1,292	222	6,607	28.4%
Male	979	1,021	705	9,130	4,244	599	16,678	71.6%
Total	1,920	2,016	1,334	11,658	5,536	821	23,285	100%

Origion Country

YEM	14,745	63.3%
SUD	6,117	26.3%
SOM	745	3.2%
Other*	1,678	7.2%

Registration Trend

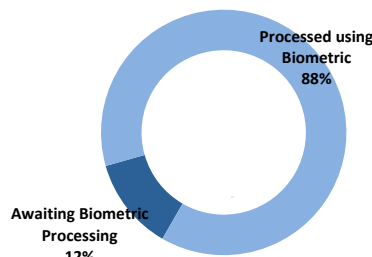
2011	857	3.0%
2012	690	2.4%
2013	2,362	8.4%
2014	2,835	10.0%
2015	4,348	15.4%
2016	3,536	12.5%
2017	5,588	19.8%
2018	8,037	28.4%
2019	1,106	3.9%

Specific Needs

Serious medical condition	2,547	10.9%
Disability	1,161	5.0%
Specific legal and physical protection needs	843	3.6%
Woman at risk	589	2.5%
Child at risk	323	1.4%
Single parent	281	1.2%
Older person at risk	114	0.5%
Unaccompanied or separated child	85	0.4%
Individuals with Specific Needs	4,121	17.7%
Total	5,943	25.5%

* An individual can have more than one specific need

Biometric Statistics (IRIS)



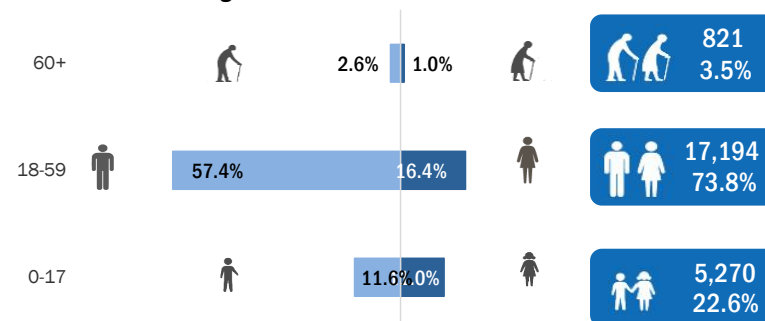
Arrivals**

Pre-2011	1,723	7.4%
2011	650	2.8%
2012	1,251	5.4%
2013	2,684	11.5%
2014	2,175	9.3%
2015	3,686	15.8%
2016	1,684	7.2%
2017	2,318	10.0%
2018	5,488	23.6%
2019	40	0.2%

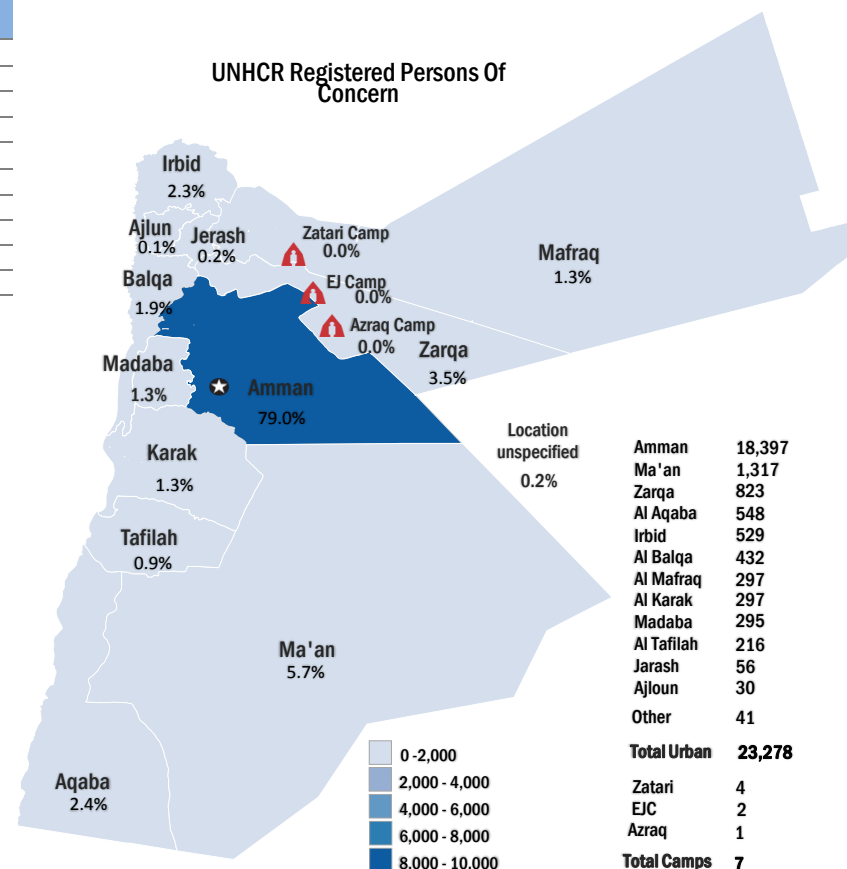
**The new arrivals excludes newborn babies who will be represented under the registration trend.

UNHCR Jordan

Age-Gender Breakdown

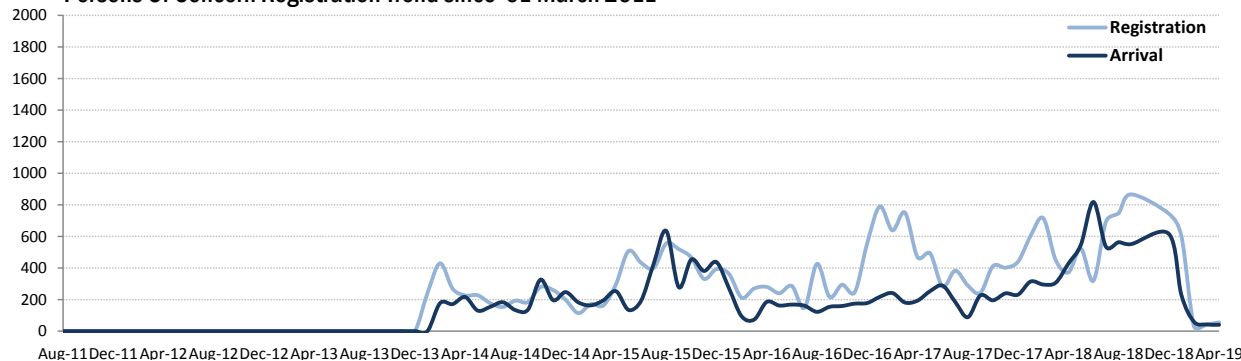


UNHCR Registered Persons Of Concern



* Coloured map only reflects refugees living outside camps.

Persons Of Concern Registration Trend since 01 March 2011



* Other nationalities include among others (ARE, LBY, LEB, ETH, RUS, ...)

**The new arrivals excludes newborn babies who will be represented under the registration trend.

DAG Jordan

Interagency Portal: <http://data.unhcr.org/Syrianrefugees>

UNHCR on the web: <http://www.unhcr.org>

UNHCR on Social network: <http://www.facebook.com/UNHCRJordan> ; <http://twitter.com/ZaatariCamp>