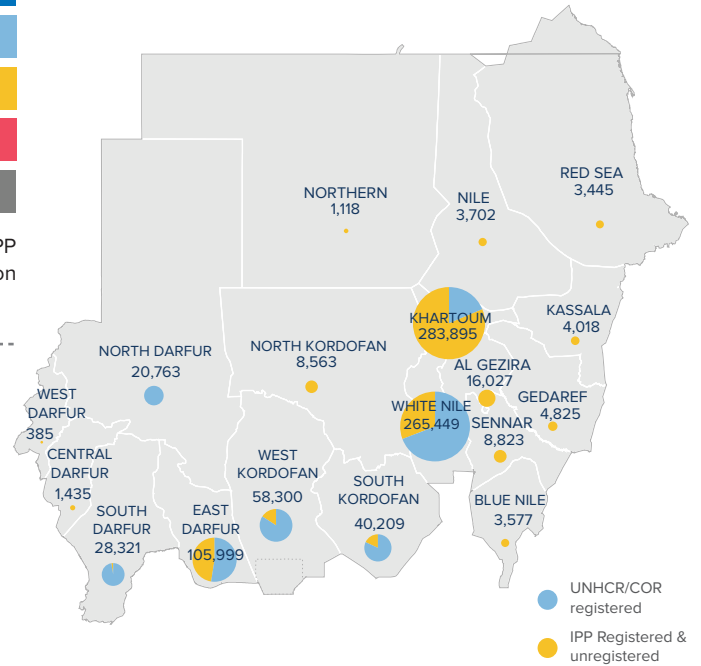


¹Total number of refugees is the sum of UNHCR/COR registered population and IPP registered & unregistered figures. Additional sources estimate a total of 1.3 million South Sudanese refugees in Sudan; however, data require verification.


² IPP: Immigration and Passport Police

POPULATION BY STATE

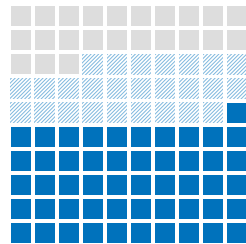


The boundaries and names shown and the designations used on this map do not imply official endorsement or acceptance by the United Nations.

BY DATA SOURCE

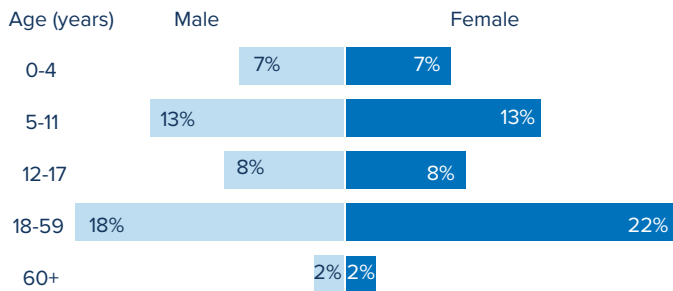


POPULATION DISTRIBUTION

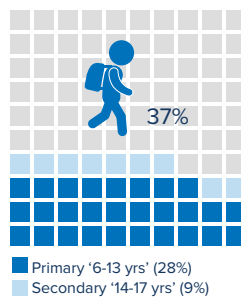


- Biometric registration (44%)
- Household Pre-Registration (5%)
- Inter-agency out-of-camp assessment (10%)
- IPP registered & unregistered (41%)
- Camp population registered with UNHCR/COR (23%)
- Out-of-camp registered with UNHCR/COR (26%)
- Out-of-camp - IPP registered & unregistered (51%)

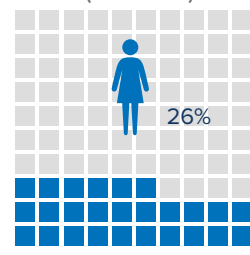
AGE-GENDER BREAKDOWN³



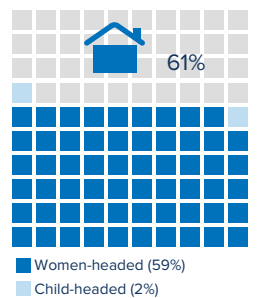
SCHOOL-AGED CHILDREN (6-17 YRS)³



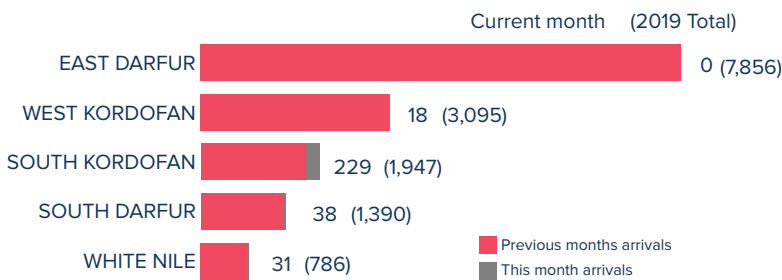
REPRODUCTIVE-AGED WOMEN/GIRLS (13-49 YRS)³



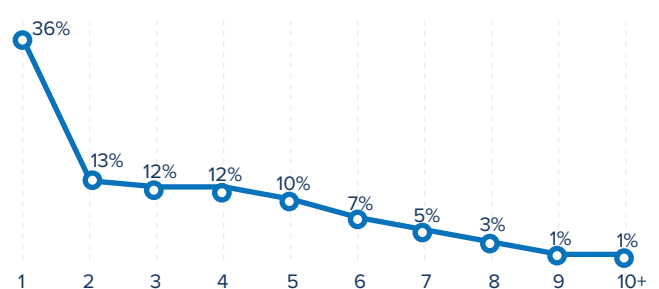
HOUSEHOLD DISTRIBUTION³



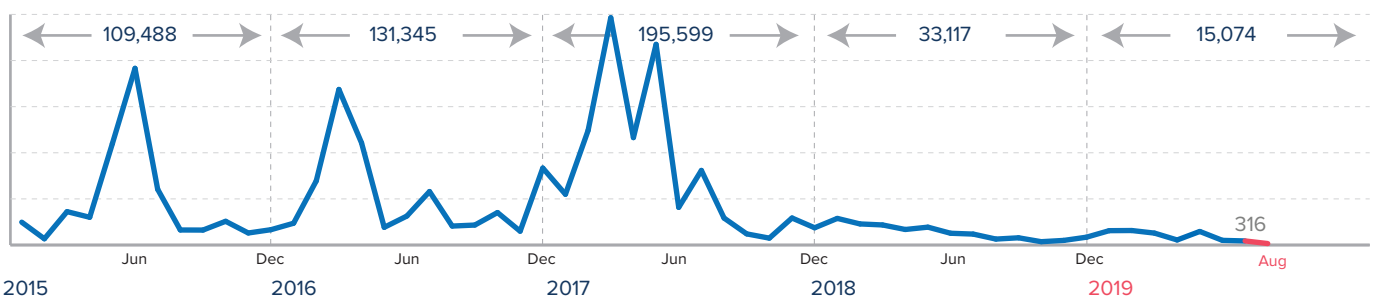
ARRIVALS BY STATE



FAMILY SIZE DISTRIBUTION³



MONTHLY ARRIVAL TRENDS (2015-2019)



³Population distribution statistics are based on biometrically registered individuals only