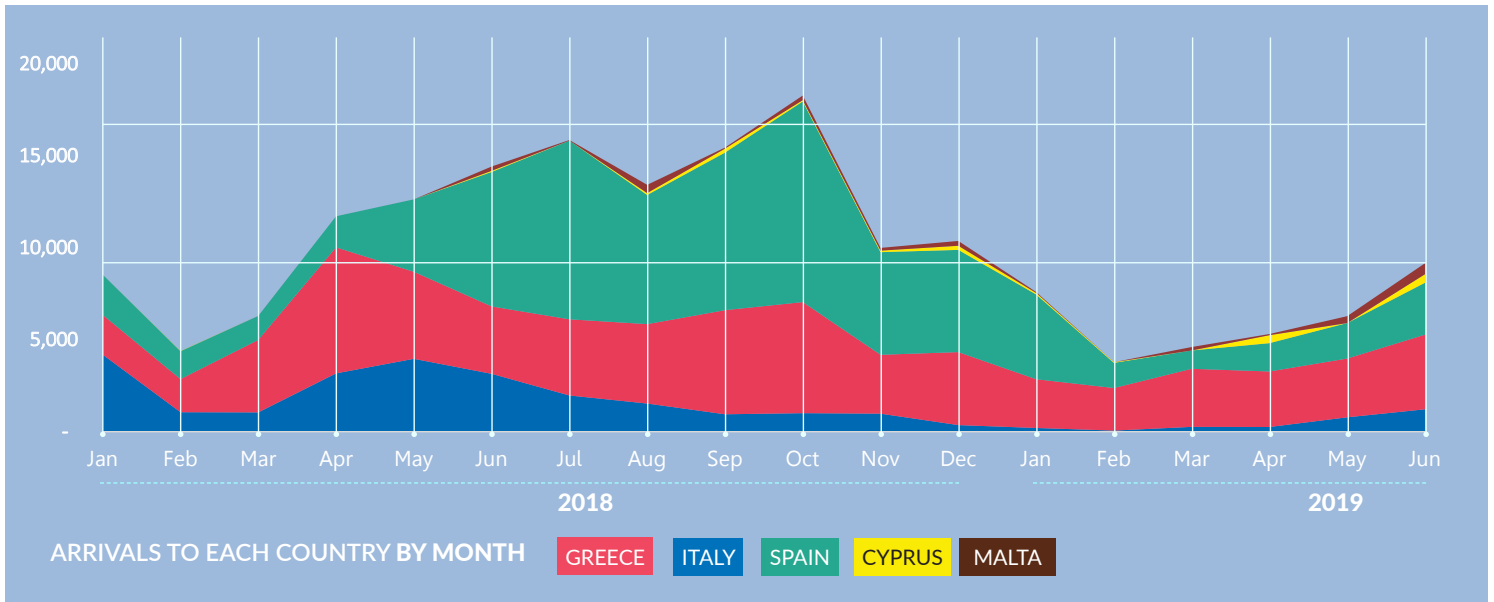
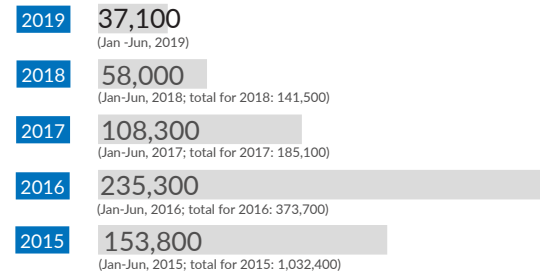


# REFUGEE & MIGRANT ARRIVALS TO EUROPE IN 2019 (MEDITERRANEAN)

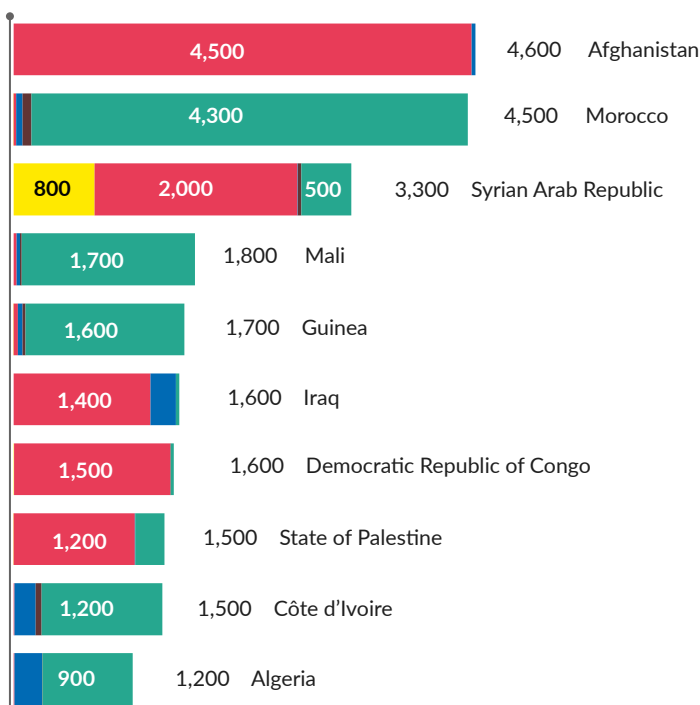
## TOTAL ARRIVALS<sup>1</sup> (Jan-Jun 2019)



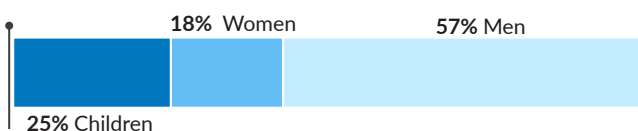
Total Arrivals to each **country** (Jan-Jun 2019)



### ARRIVALS' MOST COMMON COUNTRIES OF ORIGIN



### DEMOGRAPHIC<sup>2</sup> BREAKDOWN



## OVERVIEW

Between 1 January and 30 June 2019, some 37,100 refugees and migrants arrived via the three Mediterranean routes from North Africa and Turkey. Most crossed the Eastern Mediterranean from Turkey. Arrivals in 2019 most commonly originated from Afghanistan, Morocco, Syria and Mali.

In 2019, 57% of arrivals were men, 18% women and 25% children.

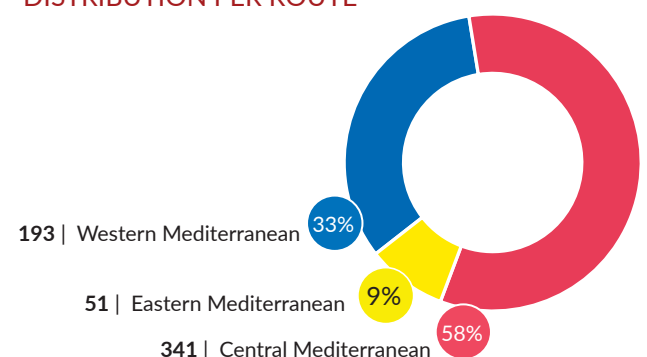
Due to the high risks associated with crossing the Mediterranean Sea, it is estimated that some 585 refugees and migrants have died between January and March 2019, a 55% decrease as compared to the 1,289 deaths in the same period in 2018. Most deaths occurred between North Africa and Italy.

## DEAD AND MISSING (Jan-Jun 2019)

TOTAL (ESTIMATED)



## DISTRIBUTION PER ROUTE



### ARRIVALS BY SEA AND LAND SPAIN<sup>3</sup>

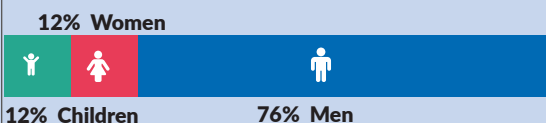
#### TOTAL ARRIVALS

**JAN - JUN 2019** **13,300**  
Sea Arrivals: 10,500 Land Arrivals: 2,800

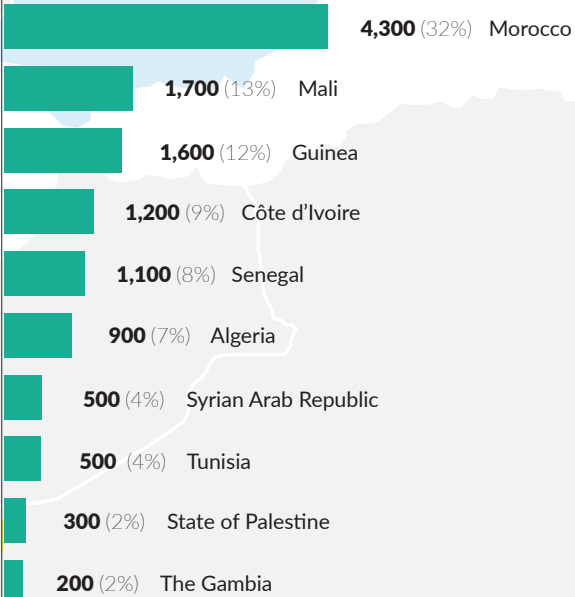
**JAN - JUN 2018** **17,900**

**JAN - JUN 2017** **9,300**

#### DEMOGRAPHIC BREAKDOWN



#### ARRIVALS' MOST COMMON COUNTRIES OF ORIGIN



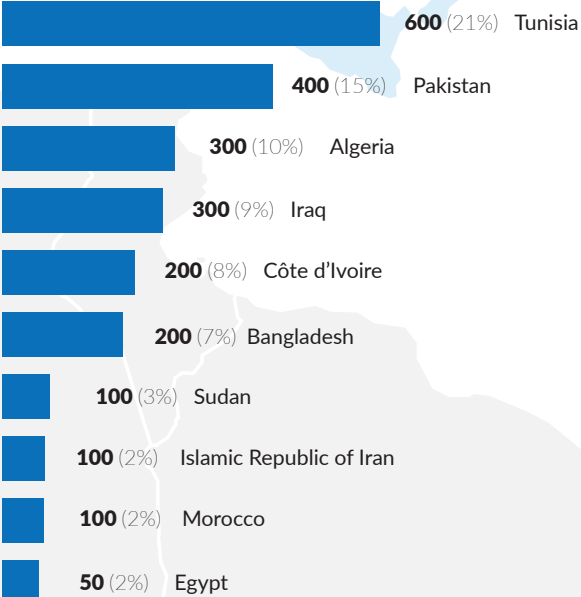
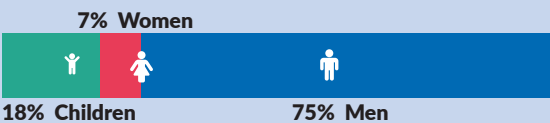
(For Spain, the nationality breakdown represents both land and sea arrivals)

### ARRIVALS BY SEA ITALY

**JAN - JUN 2019** **2,800**

**JAN - JUN 2018** **16,600**

**JAN - JUN 2017** **83,800**

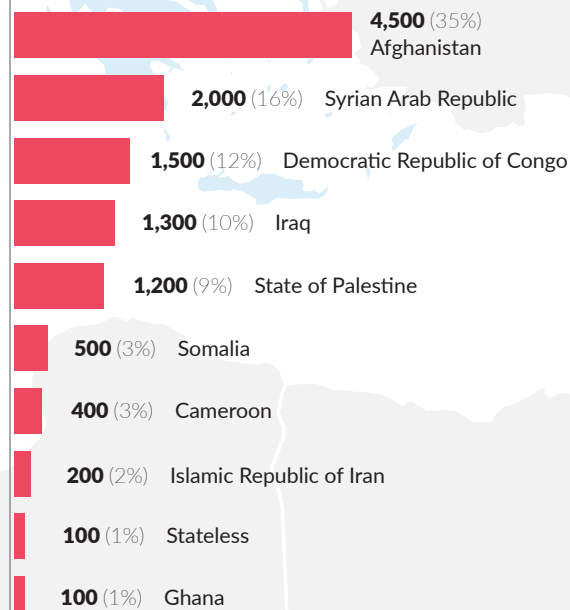
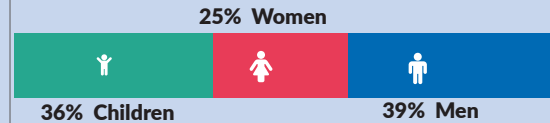


### ARRIVALS BY SEA AND LAND GREECE

**JAN - JUN 2019** **18,400**  
Sea Arrivals: 12,900 Land Arrivals: 5,500

**JAN - JUN 2018** **23,200**

**JAN - JUN 2017** **15,000**



(For Greece, nationality breakdown represents sea arrivals only)