



Jordan Response Plan 2018 (Refugee Pillar)

Facts and Figures



Inter-Agency
Coordination
Jordan

Funding Status

83% - \$621.6m

of the total requested funds have been received under Refugee component



Total Requested (USD)

744,878,257

Funds Received (USD)

621,666,770

Gap (USD)

123,211,487

Strategic Objectives


The Jordan Response Plan aims to:

- Meet the immediate humanitarian and protection needs for Syrian refugees in and out of camps, vulnerable Jordanians affected by the Syria crisis.
- Upscale critical capacities of the central, regional and local authorities to plan, program, coordinate and implement the development response in order to manage and mitigate the impact of the crisis.
- Foster the resilience of the service delivery system, at the national and local levels through mitigating the negative impact on health, education, water and sanitation in a cost-effective and sustainable manner. In addition, of advancing more cost effective and sustainable solutions to municipal services and infrastructure in areas critically affected by demographic stress.


Basic Needs



Progress against targets




Life-saving basic needs support in camps / number of individuals WGBM reached **(111,478/148,000)**




Support towards basic needs / number of individuals WGBM reached **(134,591/333,678)**



Amount spent to support towards basic needs IN USD **(66,489,018/83,218,389)**



Number of individuals (WGBM) reached for winterization **(435,726/453,059)**



Amount spent toward Winterization USD **(23,577,389/34,582,624)**

Food Security




Progress against targets



Distribution of in-Kind food assistance to vulnerable Syrian refugees in camp (individuals reached) **(106,627/140,000)**



Distribution of food assistance to vulnerable Syrian in host community (individuals reached) **(383,235 /461,129)**




Distribution of cash based food assistance to vulnerable Syrian refugees in camp (individuals reached) **(111,597/140,000)**


Livelihoods



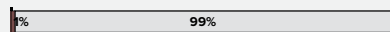
Progress against targets



No. of short-term employment opportunities created **(2,452/6,865)**



No. of individuals provided vocational training and skills development programmes **(477/10,097)**




No. of individuals receiving legal awareness training **(47/4872)**

Shelter



Progress against targets



No. of Shelters constructed and upgraded in Azraq and Zaatari camps **(6,139/17,560)**



No. of Refugees benefiting of infrastructure in camps constructed and upgraded **(25,784/78,876)**



No. of vulnerable Jordanian and Syrian provided with emergency cash for rent **(12,544/22,945)**




No. of Vulnerable Jordanian and Syrian provided with occupancy free of charge support to in host communities **(5,359/18,887)**

Education




Progress against targets



Children (boys and girls) enrolled in (early childhood care/education) or KG2 (certified) **(1,020/3,550)**




Children (5-17 years, boys and girls) enrolled in formal education **(130,668/170,000)**



Children (5-17 years, boys and girls) enrolled in non-formal education (Catch up) **(3,526/15,000)**



Teachers, facilitators and school staff trained (male/female) **(4,288/9,600)**




Children enrolled in Tertiary education and TVET **(337/1,300)**


Health



Progress against targets




Improved management of Non-Communicable diseases available **(50,636/74,303)**




Comprehensive package of Primary Health Care services provided **(78,533/235,247)**



Comprehensive specialized secondary mental health service provided **(14,719/25,340)**



Access to emergency obstetric, neonatal and child care provided **(3,593/10,798)**



Referrals for secondary and tertiary care provided **(29,181/56,853)**

Protection




Progress against targets



Girls and boys participating in structured, sustained child protection activities **(82,978/151,629)**




WGBM* sensitized on SGBV through awareness raising and outreach activities **(20,573/99,347)**



WGBM* participating in awareness activities concerning obligations, services **(87,046/263,328)**



WGBM* (include survivors) accessing SGBV prevention and response services in safe spaces **(12,654/21,535)**



WGBM* submitted for third country resettlement **(1,725/13,860)**

WGBM: Women, Girls, Boys and men

WASH



Progress against targets



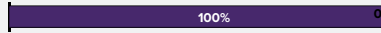
Beneficiaries with access to adequate quantity of water through temporary provision **(80,383/80,000)**



Beneficiaries with access to adequate quantity of safe water through improved systems **(224,537/400,000)**



Target beneficiaries with access to appropriate sanitation facilities and services **(125,011/180,000)**



WGBM attending schools, child friendly spaces and health centres have reduced risk of WASH-related disease through equitable and sustainable access to safe, gender appropriate water and sanitation facilities and services **(20,354/20,000)**