



Ministry of Labour Syrian Refugee Unit -- Monthly Progress Report

Syrian Refugee Unit Work Permit Progress Report November 2018

Timeframe	Report includes data gathered through Nov 30, 2018
Report compiled by	Syrian Refugee Unit at the Ministry of Labour
Date submitted	6/12/2018

Introduction

This report was compiled by the Ministry of Labour's (MOL) Syrian Refugee Unit (SRU) and will provide the following:

- Total work permits issued to Syrian refugees.
- Disaggregation of work permits data by gender, type of permit, and location.
- Camp-specific work permits issuances.

January 1, 2016 to Nov30, 2018	125,392 permits issued
Nov, 2018	3,168 permits issued
January 1, 2018 to Nov 30, 2018	41,887 permits issued
<i>Of which issued from camps February 2017 to Nov 30, 2018</i>	25,877 permits issued



Ministry of Labour Syrian Refugee Unit -- Monthly Progress Report

Highlights

- **3,168** WP's were issued in November 2018, with very significant decrease when compared to last month October 2018 of 4,877 WP's, but more significantly when compared to November 2017 of 6,038 and last year average of 3,893 WP's.
- During November 2018, **937** flexible WP's were issued in the construction sector under the umbrella of the General Federation of Jordanian Trade Unions (GFJTU), with total of **19,184** WP's.
- **1,617** flexible WP's were issued in November 2018 in the agriculture sector under the umbrella of the cooperatives, with total of **45,357** WP's.
- On June 3, 2018, the Ministry of Labour Issued a circular regarding the Cabinet decision on excluding Syrian Refugees working in the manufacturing sector from the reduction of foreign labour percentages reduction under the NEEP.
- On November 22, 2018, the Council of Ministers issued new instructions related to **Home Based and Small Businesses for Syrians**. The instruction is mainly focusing on allowing Syrian refugees living outside the camps to register and operate Home Based Businesses in 3 sectors: Food Processing, Handicrafts, and Tailoring, provided that they obtain professional licenses through the Greater Amman Municipality and Ministry of Municipal Affairs, provided that the percentage of Jordanians benefiting from the support given to these works is not less than 70%.
- A comprehensive Document of instructions and procedures related to the employment of Syrian labour has been published in the Official Gazette in Issue No. 5549 Date of 2/12/2018.
- The eighth Grace Period for Syrian refugees Work Permits valid until 31 December 2019.



وزارة العمل

Ministry of Labour Syrian Refugee Unit -- Monthly Progress Report

Analysis

- **Work Permit Issuances by Gender**

Period	Male	Female	Total
January 1, 2016 to Nov 30, 2018	119,984 (96%)	5,408 (4%)	125,392
Nov 2018	3,049 (96%)	119 (4%)	3,168
January 1, 2018 to Nov 30, 2018	40,001 (95%)	1,886 (5%)	41,887
January 1, 2017 to Nov 30, 2017	38,399 (94%)	2,274 (6%)	40,673
January 1, 2016 to Nov 30, 2016	33,188 (98%)	539 (2%)	33,727

- **Work Permit Issuances by Type**

Type	Nov2018	Acc / 2018
First-Time Issuance	530	12,785
Renewal	1,639	18,382
Change of Workplace	893	9,698
Social Security Purposes ¹	42	595
Recruitment ²	0	0
Temporary Permits ³	64	427

¹For purposes of collecting the social security entitlements, work permits may be renewed.

² Recruitment involves hiring non-Jordanian workers while they are still in their country of origin and bringing them to Jordan for work.

³Based on new instructions and a circular related to employment for cash-for-work projects, short-term work permits were introduced.



وزارة العمل

Ministry of Labour Syrian Refugee Unit -- Monthly Progress Report

• **Work Permit Issuances by Governorate**

Governorate	# w p Nov 2018	# w p 2018	Governorate	# w p Nov2018	# w p 2018
Amman	1,182	15,648	Karak	45	616
Madaba	6	288	Ma'an	20	176
Irbid	867	11,961	Zarqa	760	8,560
Jerash	229	3,273	Mafraq	20	701
Ajloun	1	132	Tafila	6	122
Balqa	31	402	Aqaba	1	8
Nov2018	3,168				
Acc 2018	41,887				

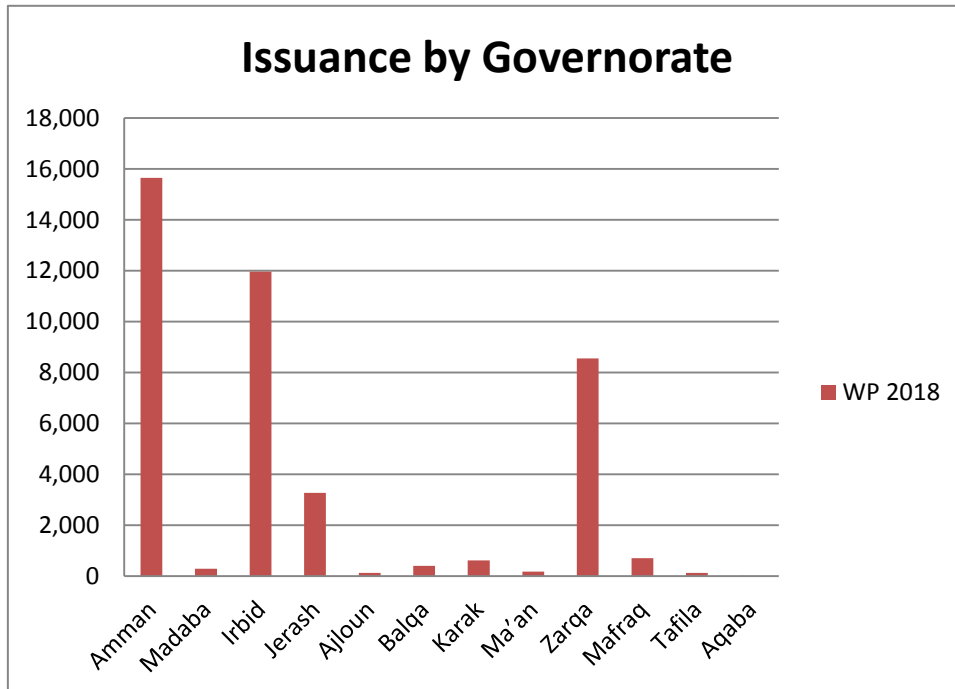


Figure 1: Work Permit Issuances by Governorate Acc 2018.



Ministry of Labour Syrian Refugee Unit -- Monthly Progress Report

• **Work Permits Nov2018 by Economic Activity, comparing with Nov2017.**

Economic Activity/Field	Nov2017	Share of Work Permit Issuances	Nov2018	Share of Work Permit Issuances	# WP's change
Agriculture, forestry, and fishing	2,208	36.6%	1,406	44.4%	-802
Mining and quarrying	2	0.0%	0	0.0%	-2
Manufacturing	290	4.8%	229	7.2%	-61
Electricity, gas, steam and air conditioning	0	0.0%	0	0.0%	0
Water supply, sewage, waste management activities	2	0.0%	2	0.1%	0
Construction	2698	44.7%	964	30.4%	-1,734
Wholesale and retail trade; repair of motor vehicles	259	4.3%	162	5.1%	-97
Transportation and storage	3	0.0%	6	0.2%	3
Hospitality and food service activities	236	3.9%	198	6.3%	-38
Information and communication	2	0.0%	1	0.0%	-1
Financial and insurance activities	0	0.0%	0	0.0%	0
Real estate activities	2	0.0%	0	0.0%	-2



Ministry of Labour Syrian Refugee Unit -- Monthly Progress Report

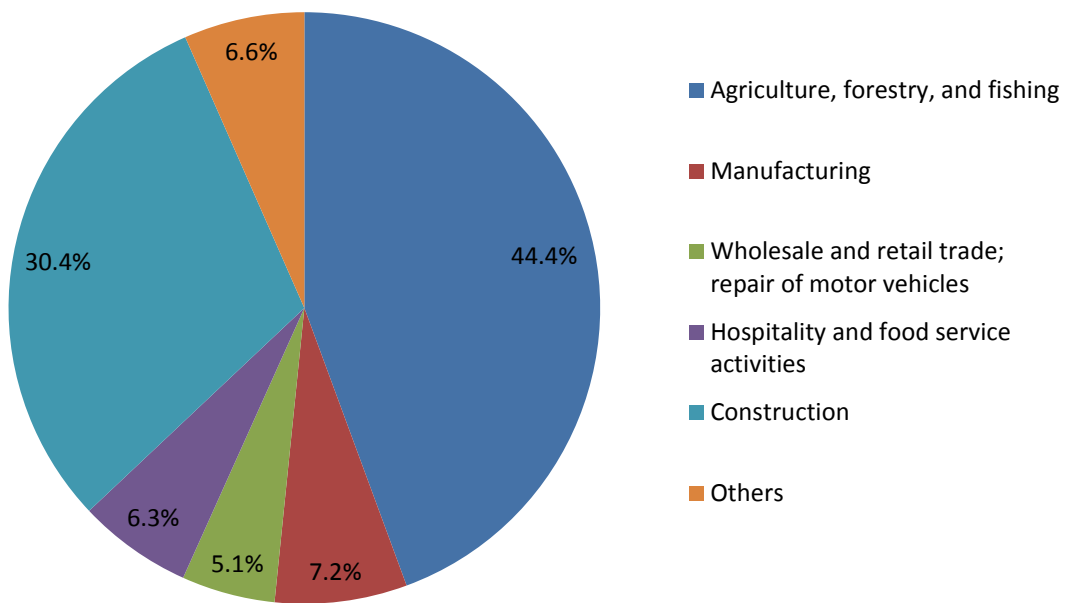
Professional, scientific and technical activities	8	0.1%	5	0.2%	-3
Administrative and support service activities	69	1.1%	85	2.7%	16
Public administration and defense; compulsory social	54	0.9%	49	1.5%	-5
Education	9	0.1%	12	0.4%	3
Human health and social work activities	5	0.1%	2	0.1%	-3
Arts, entertainment and recreation	2	0.0%	1	0.0%	-1
Other service activities	26	0.4%	22	0.7%	-4
Activities of households as employers; undifferentiated goods and services-producing activities of households for own use.	7	0.1%	6	0.2%	-1
Activities of extraterritorial organizations and bodies	156	2.6%	18	0.6%	-138
Total	6,038	100.0%	3,168	100.0%	-2,870

Work Permit Issuances by Economic Activity Nov, 2018 comparing with Nov, 2017



Ministry of Labour Syrian Refugee Unit -- Monthly Progress Report

Issuance by Economic Activity (All Governorates)



• **Figure 2: Work Permit Issuances by Economic Activity Nov, 2018.**



Ministry of Labour Syrian Refugee Unit -- Monthly Progress Report

• **Work Permit Issuances by Camp Nov 2018.**

Camp	Work Permits Issued
Za'atari Camp	16,769
Azraq Camp	8,008
Cyber Camp	61
Mreijeb Camp	995
Unknown or Old Record	44
Total	25,877

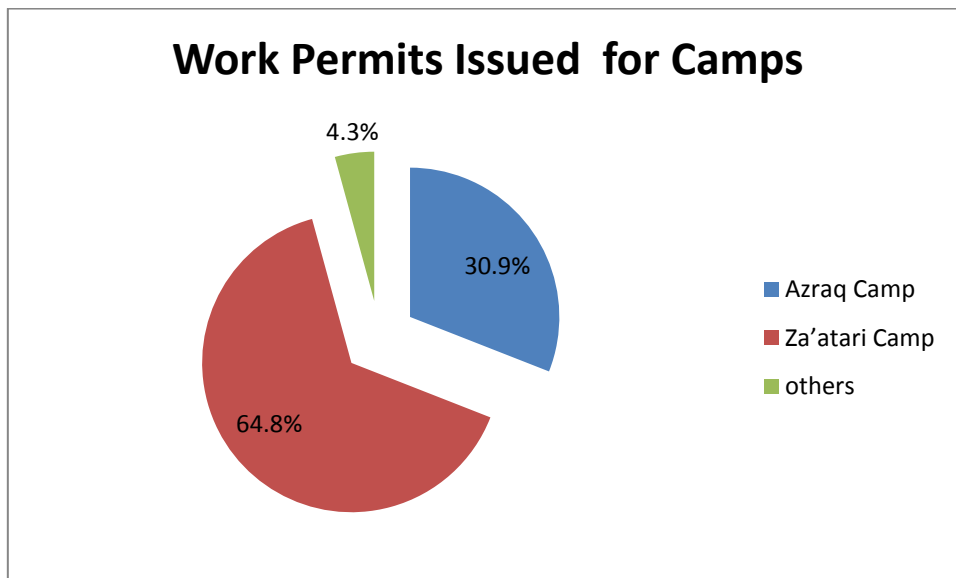


Figure3: Work Permit Issuances by Camp (1/2/2017 to 30/11/2018)