

ITALY Sea arrivals dashboard

Overview

Between 1 January and 31 July 2018, 18,510 persons arrived in Italy by sea. This is an 81 per cent decrease compared to sea arrivals in the same period last year (95,213). Just over 1,900 persons reached Italian shores in July 2018, a significant reduction compared to arrivals in June (3,136) and May (3,963). The reduction is even more significant when compared to the numbers of refugees and migrants crossing the sea to Italy in June 2017, when 11,461 registered at landing points.

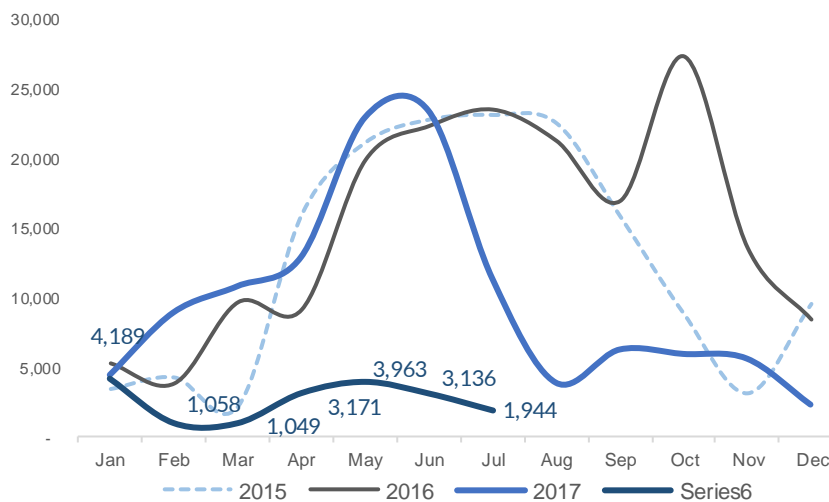
18,510
95,213

Jan - Jul 2018

Jan - Jul 2017

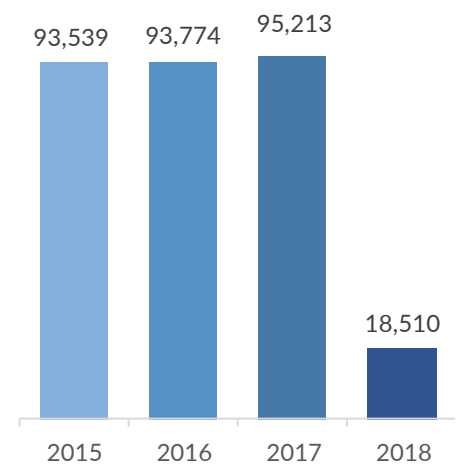
Monthly sea arrivals

January 2015 to July 2018



Yearly sea arrivals

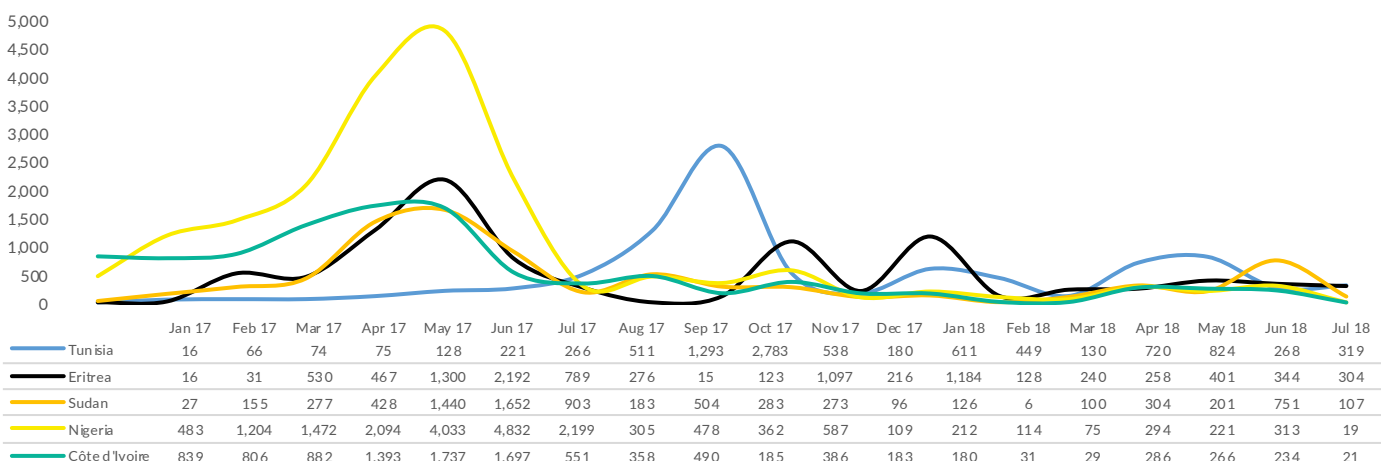
January to July, 2015-2018



Nationality of arrivals

Between 1 January and 31 July 2018, 18 per cent of all arrivals originated from Tunisia, followed by Eritrea (15 per cent), Sudan (9 per cent), Nigeria (7 per cent), Côte d'Ivoire (6 per cent), Pakistan (5 per cent), Iraq (5 per cent), Mali (5 per cent), Guinea (4 per cent), and Algeria (4 per cent). The number of Tunisians arriving by sea between 1 January and 31 July 2018 (3,321) is almost four times higher than numbers registered at landing points in the same period last year (846), while arrivals of Iraqi and Algerian nationals are comparable to the January-July 2018 period. In 2018 so far, arrivals from Eritrea, Sudan, Nigeria and western African countries have dropped significantly compared to the first seven months of 2017. However, arrivals from Eritrea and Sudan are proportionally higher this year so far, compared to the same period last year. Between 1 January and 31 July 2018, 2,859 Eritreans and 1,595 Sudanese landed in southern Italy, compared to 5,325, and 4,882, respectively, in the same period last year. Notably, Nigerian sea arrivals dropped from 16,317 in the January-July 2017 period to 1,248 in the January-July 2018 period.

Most common nationalities of arrivals - January 2017 to July 2018

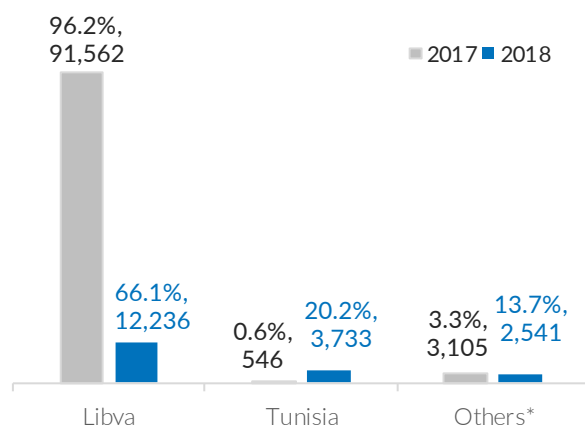


Country of embarkation and demographics of arrivals

Libya remains the main country of departure for persons arriving in Italy by sea. Between 1 January and 31 July 2018, 12,236 persons (66 per cent of arrivals) crossed from Libya. However, the proportion of sea arrivals departing from Libya has dropped compared to the same period last year, when over 96 per cent reached Italian shores having crossed from Libya. Furthermore, the proportion of departures from Tunisia has gradually increased, reaching 20.3 per cent in the first seven months of 2018, compared to 0.6 per cent in the same period last year. Another 13.7 per cent of sea arrivals embarked from other countries, including Turkey (8.7 per cent of all departures), Greece (3.4 per cent), and Algeria (1.7 per cent). Most vessels departing from Turkey and Greece arrived autonomously or were intercepted by the authorities just off the Italian coast, and transferred to port sites where persons subsequently underwent identification procedures.

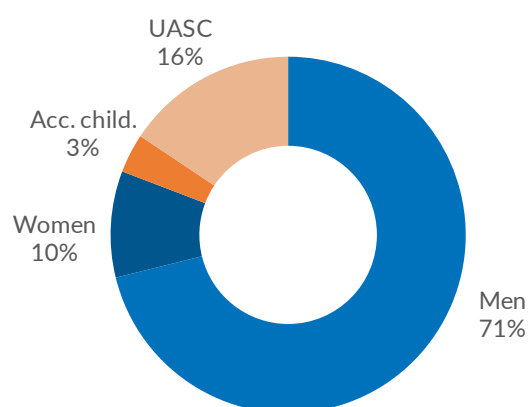
Country of embarkation

January to July 2017 and 2018



Demographics of arrivals

January to July 2018



* Others include Turkey and Greece

Between 1 January and 31 July 2018, most sea arrivals were men (71 per cent), followed by unaccompanied and separated children (16 per cent), adult women (10 per cent) and accompanied children (3 per cent). Between 1 January and 31 July 2018, 2,896 unaccompanied and separated children (UASC) reached Italian shores. Further information on UASC arrivals in Italy can be found on the July 2018 *Italy – Unaccompanied and Separated Children (UASC) Dashboard*.

Nationality and demographics of arrivals – January to July 2018

