



Ministry of Labour Syrian Refugee Unit -- Monthly Progress Report

Syrian Refugee Unit Work Permit Progress Report January 2018

Timeframe	Report includes data gathered through January 31, 2018
Report compiled by	Syrian Refugee Unit at the Ministry of Labour
Date submitted	12/2/2018

Introduction

This report was compiled by the Ministry of Labour's (MoL) Syrian Refugee Unit (SRU) and will provide the following:

- Total work permits issued to Syrian refugees.
- Disaggregation of work permit data by gender, type of permit, and location.
- Camp-specific work permit issuances.

January 1, 2016 to January 31, 2018	87,141 permits issued
January, 2018	3,634 permits issued
January 1, 2017 to December 31, 2017	46,717 permits issued
January 1, 2016 to December 31, 2016	36,790 permits issued
<i>Of which issued from camps February 2017 to January 31, 2018</i>	13,871 permits issued



Ministry of Labour Syrian Refugee Unit -- Monthly Progress Report

Highlights

- **3634 WPs** were issue in January 2018 with a significant decrees than last month's total of 6043 WP being issued in December 2017, but still around 2017 monthly average of 3893 WP and with a very significant increase than January 2017 of 1438 WP.
- The number of work permits issued under the umbrella of the General Federation of Jordanian trade unions (GFJTU) since the decision was out up to January 31, 2018 is 8339 WP.
- The number of work permits issued under the cooperatives in agriculture section since the first of 2016 out up to 31 Jan 2018 is 31074.
- During January 2018, no short-term work permits were issued, while several projects of cash for work and EIIP are implemented by the organizations and despite the facilities provided by the Ministry of Labor for these permits.
- The implementation of the instructions to exempt Syrian Refugees from the work permits fees is still valid in accordance with the decision of the cabinet in December 2016 regarding the sixth extension of the grace period until 31 June 2018.



Ministry of Labour Syrian Refugee Unit -- Monthly Progress Report

Analysis

Work Permit Issuances by Gender

Period	Male	Female	Total
January 1, 2016 to January 31, 2018	83,596 (96%)	3,545 (4%)	87,141
January 2018	3,579 (98%)	55 (2%)	3,634
January 1, 2017 to December 31, 2017	44,345 (95%)	2,372 (5%)	46,717
January 1, 2016 to December 31, 2016	35,675 (97%)	1,115 (3%)	36,790

Work Permit (accumulated) Issuances by Type

Type	Number of Permits
	2018
First-Time Issuance	1,970
Renewal	845
Change of Workplace	802
Social Security Purposes ¹	17
Recruitment ²	0
Temporary Permits ³	0

¹ For purposes of collecting the social security entitlements, work permits may be renewed.

² Recruitment involves hiring non-Jordanian workers while they are still in their country of origin and bringing them to Jordan for work.

³ Based on new instructions and a circular related to employment for cash-for-work projects, short-term work permits were introduced.



Ministry of Labour Syrian Refugee Unit -- Monthly Progress Report

Work Permit Issuances by Governorate

Governorate	# w p 2017	# w p 2018	Governorate	# w p 2017	# w p 2018
Amman	15,982	1,748	Karak	768	16
Madaba	480	17	Ma'an	398	10
Irbid	18,938	771	Zarqa	6,698	485
Jerash	1719	501	Ma'fraj	910	65
Ajloun	257	8	Tafila	181	1
Balqa	378	12	Aqaba	8	0
Total 2017	46,717				
Total 2018	3,634				



وزارة العمل

Ministry of Labour Syrian Refugee Unit -- Monthly Progress Report

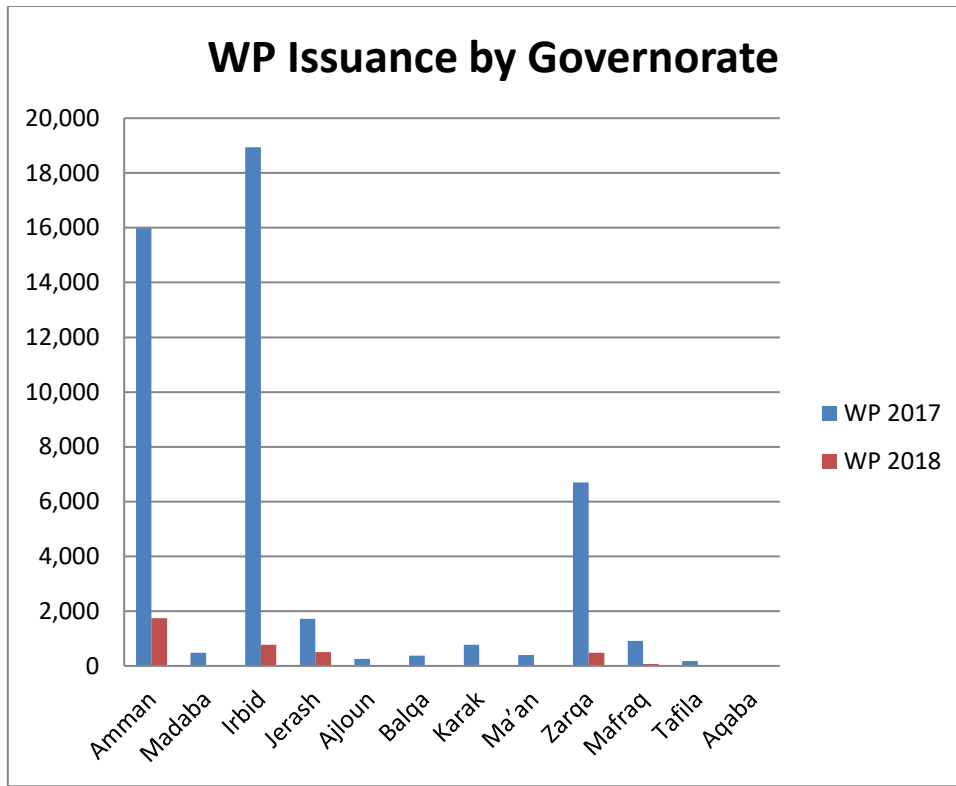


Figure 1: Work Permit Issuances by Governorate

Work Permits by Economic Activity

Economic Activity/Field	January 2017	Share of Work Permit Issuances	January 2018	Share of Work Permit Issuances	Percent change month on month 2017-2018
Agriculture, forestry, and fishing	846	58.8%	929	25.6%	9.8%
Mining and quarrying	0	0.0%	1	0.0%	0
Manufacturing	157	10.9%	209	5.8%	33.1%
Electricity, gas, steam and air conditioning	0	0.0%	0	0.0%	0



وزارة العمل

Ministry of Labour Syrian Refugee Unit -- Monthly Progress Report

Water supply, sewage, waste management activities	3	0.2%	2	0.1%	-33.3%
Construction	46	3.2%	2,020	55.6%	4291.3%
Wholesale and retail trade; repair of motor vehicles	134	9.3%	140	3.9%	4.5%
Transportation and storage	2	0.1%	68	1.9%	3300.0%
Hospitality and food service activities	182	12.7%	191	5.3%	4.9%
Information and communication	1	0.1%	2	0.1%	100.0%
Financial and insurance activities	0	0.0%	0	0.0%	0
Real estate activities	1	0.1%	1	0.0%	0.0%
Professional, scientific and technical activities	5	0.3%	2	0.1%	-60.0%
Administrative and support service activities	14	1.0%	15	0.4%	7.1%
Public administration and defense; compulsory social	12	0.8%	20	0.6%	66.7%
Education	4	0.3%	6	0.2%	50.0%
Human health and social work activities	1	0.1%	2	0.1%	100.0%
Arts, entertainment and recreation	1	0.1%	2	0.1%	100.0%



Ministry of Labour Syrian Refugee Unit -- Monthly Progress Report

Other service activities	13	0.9%	16	0.4%	23.1%
Activities of households as employers; undifferentiated goods and services-producing activities of households for own use.	15	1.0%	8	0.2%	-46.7%
Activities of extraterritorial organizations and bodies	1	0.1%	0	0.0%	-100.0%
Total	1,438	100.0%	3,634	100.0%	152.7%

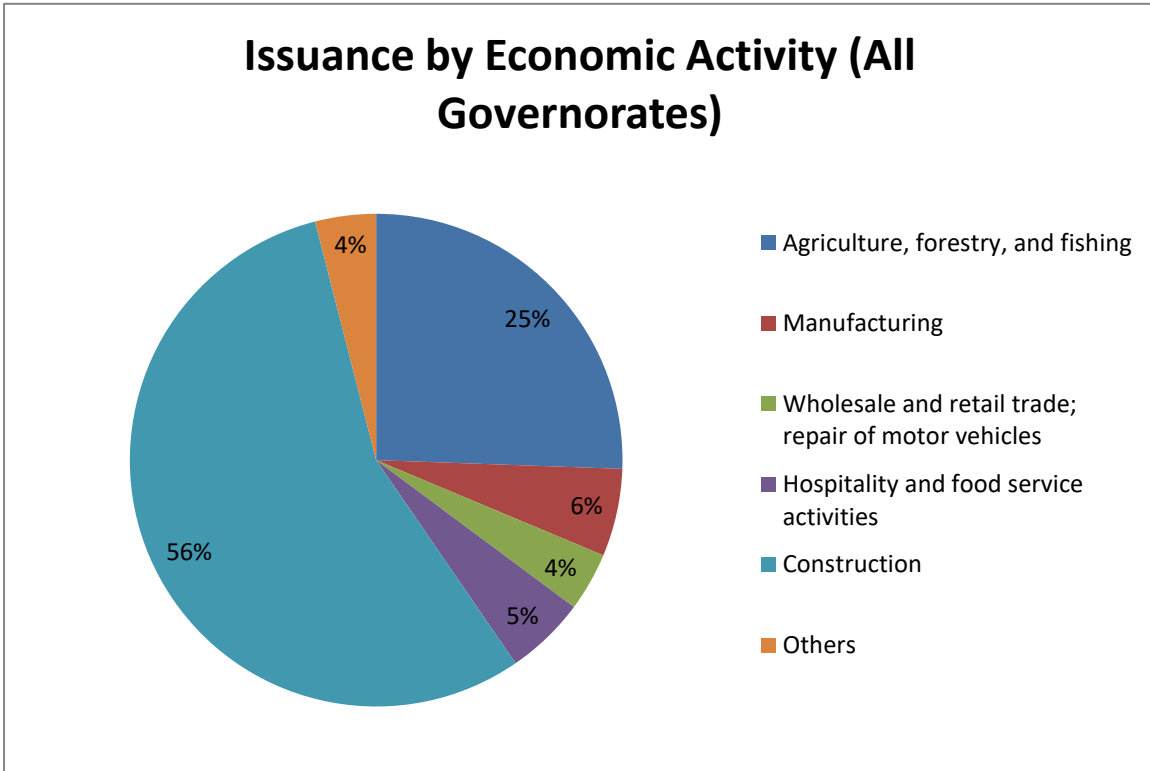


Figure 2: Work Permit Issuances by Economic Activity (1/1/2018 to 31/1/2018)



Ministry of Labour Syrian Refugee Unit -- Monthly Progress Report

Work Permit Issuances at Camps

Camp	Work Permits Issued
Azraq Camp	8607
Za'atari Camp	4584
Cyber Camp	26
Mrejeb Camp	626
Unknown or Old Record	28
Total	13871

Figure 3: Work Permit Issuances from Camps (1/2/2017 to 31/1/2018)

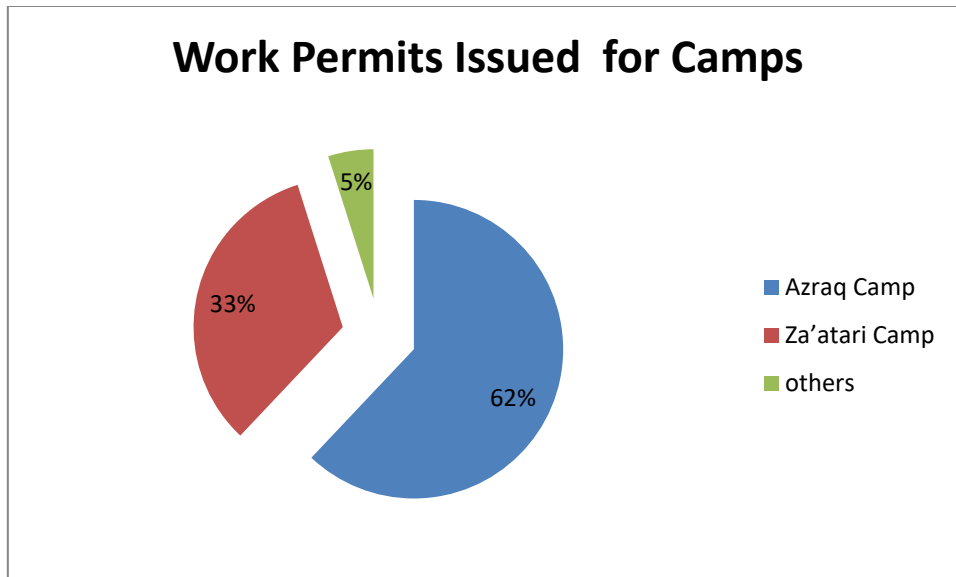


Figure 4: Comparing Work Permit Issuances by Camp (1/2/2017 to 31/1/2018)