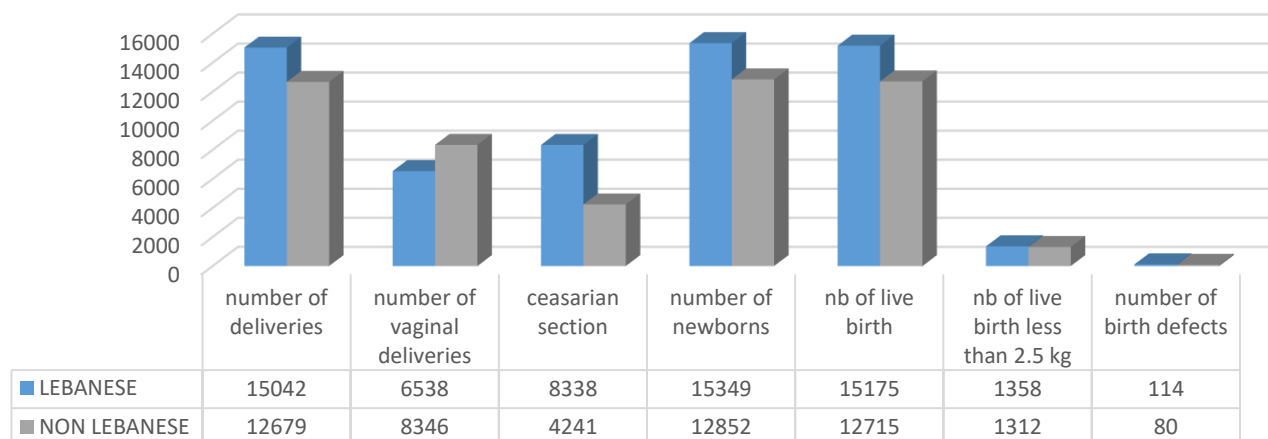


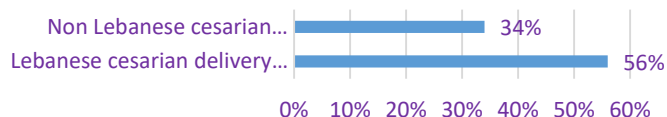


## MATERNAL AND NEONATAL HEALTH STATUS

### Deliveries Statistic



### cesarian rate



### Cesarian Delivery rate:

Non Lebanese 34%

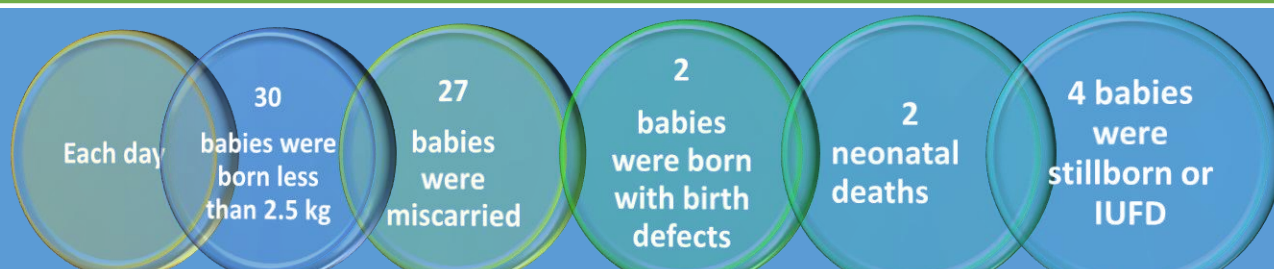
Lebanese 56%

**27721** in- hospital Deliveries occurred during Q1-2017

**54% are Lebanese & 46% are Non- Lebanese**

**27890 babies were born alive in Q1- 2017**

**310 Babies were born inside hospitals each day: 169 Lebanese babies & 141 Non Lebanese babies**



### MATERNAL AND NEONATAL MORTALITY

