

South Sudan - Refugees Statistics

as of 31 May 2017

KEY FIGURES

272,935
total refugee population

99%
Living in camps and settlements

269,244

82%
Are Women and Children

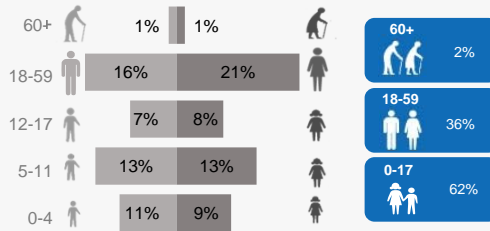
65,781
Households

1%
Living in urban areas

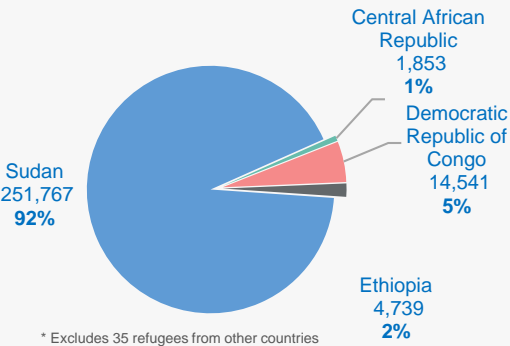
3,691

52%
Are female

Age and gender breakdowns

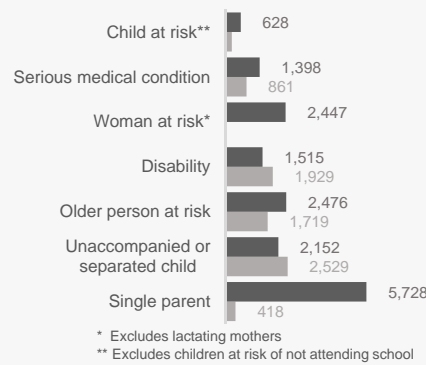


Main countries of origin*



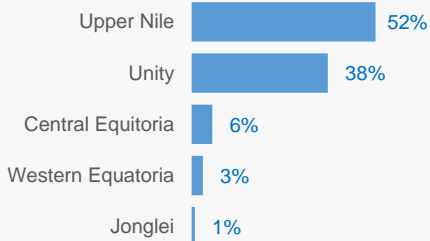
* Excludes 35 refugees from other countries

Main Specific needs

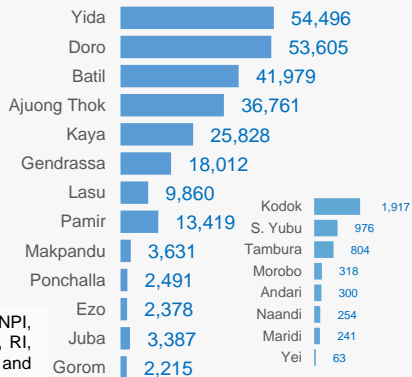


* Excludes lactating mothers
** Excludes children at risk of not attending school

States hosting refugees



Refugee locations

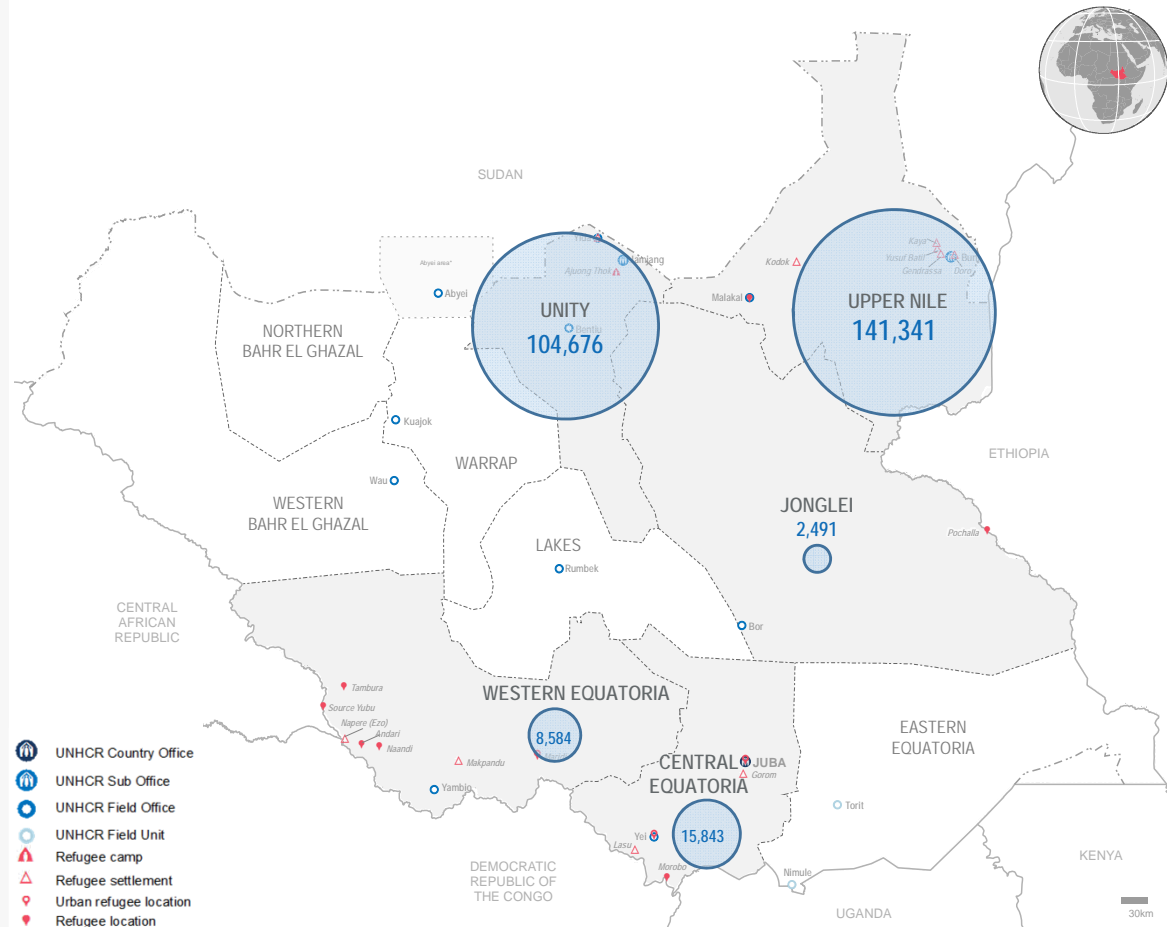
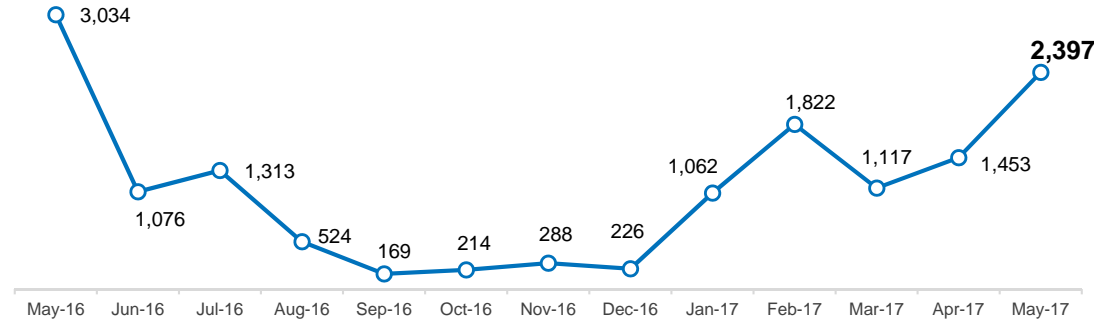


Our Partners

AAHI, ADRA, AHA, ACROSS, ACTED, CARE, CRA, DNPI, DRC, HDC, HI, IMC, INTERSOS, IRC, LWF, Nile Hope, RI, SP, SCI, TOCH, UMCOR, UNOPS, UN, WAV, WDG and WVI.

Notes: In addition to 272,940 refugees, South Sudan hosts **2,306 asylum seekers** (Juba -2,221; Makpandu- 84; Maban-1) and **2.0 million IDPs**

New arrivals trends



South Sudan Refugee statistics: Population by Location, Sex and Age Group

as of the 31-May-2017



| State | Location | 0 - 4 years | | | 5 - 11 years | | | 12 - 17 years | | | 18 - 59 years | | | 60 years + | | | Total | | | Households | | |
|--------------------|--------------|---------------|---------------|---------------|---------------|---------------|---------------|---------------|---------------|---------------|---------------|---------------|---------------|--------------|--------------|--------------|----------------|----------------|----------------|---------------|---------------|---------------|
| | | F | M | Total | F | M | Total | F | M | Total | F | M | Total | F | M | Total | F | M | Total | F | M | Total |
| Upper Nile | Doro | 5,357 | 5,687 | 11,044 | 6,967 | 7,344 | 14,311 | 4,135 | 4,397 | 8,532 | 10,495 | 7,958 | 18,453 | 682 | 583 | 1,265 | 27,636 | 25,969 | 53,605 | 6,372 | 5,701 | 12,073 |
| | Kaya | 2,274 | 2,495 | 4,769 | 3,389 | 3,411 | 6,800 | 1,850 | 1,837 | 3,687 | 5,449 | 4,103 | 9,552 | 443 | 577 | 1,020 | 13,405 | 12,423 | 25,828 | 2,840 | 3,238 | 6,078 |
| | Yusuf Batil | 3,710 | 3,983 | 7,693 | 5,547 | 5,705 | 11,252 | 3,117 | 3,102 | 6,219 | 8,570 | 6,381 | 14,951 | 831 | 1,033 | 1,864 | 21,775 | 20,204 | 41,979 | 4,246 | 4,973 | 9,219 |
| | Gendrassa | 1,664 | 1,717 | 3,381 | 2,340 | 2,369 | 4,709 | 1,277 | 1,260 | 2,537 | 3,725 | 2,995 | 6,720 | 291 | 374 | 665 | 9,297 | 8,715 | 18,012 | 1,977 | 2,255 | 4,232 |
| | Kodok | 66 | 57 | 123 | 358 | 342 | 700 | 144 | 140 | 284 | 413 | 337 | 750 | 31 | 29 | 60 | 1,012 | 905 | 1,917 | 324 | 212 | 536 |
| | Total | 13,071 | 13,939 | 27,010 | 18,601 | 19,171 | 37,772 | 10,523 | 10,736 | 21,259 | 28,652 | 21,774 | 50,426 | 2,278 | 2,596 | 4,874 | 73,125 | 68,216 | 141,341 | 15,759 | 16,379 | 32,138 |
| Unity State | Ajounj Thok | 3,504 | 3,505 | 7,009 | 4,394 | 4,375 | 8,769 | 2,742 | 3,170 | 5,912 | 7,279 | 7,268 | 14,547 | 296 | 228 | 524 | 18,215 | 18,546 | 36,761 | 4,972 | 4,331 | 9,303 |
| | Pamir | 1,543 | 1,584 | 3,127 | 1,753 | 1,815 | 3,568 | 1,018 | 1,085 | 2,103 | 2,706 | 1,676 | 4,382 | 146 | 93 | 239 | 7,166 | 6,253 | 13,419 | 2,263 | 923 | 3,186 |
| | Yida | 4,960 | 5,123 | 10,083 | 8,713 | 8,776 | 17,489 | 5,073 | 4,238 | 9,311 | 11,783 | 4,898 | 16,681 | 577 | 355 | 932 | 31,106 | 23,390 | 54,496 | 8,586 | 3,016 | 11,602 |
| | Total | 10,007 | 10,212 | 20,219 | 14,860 | 14,966 | 29,826 | 8,833 | 8,493 | 17,326 | 21,768 | 13,842 | 35,610 | 1,019 | 676 | 1,695 | 56,487 | 48,189 | 104,676 | 15,821 | 8,270 | 24,091 |
| Central Equatoria | Gorom | 160 | 176 | 336 | 253 | 267 | 520 | 150 | 171 | 321 | 467 | 539 | 1,006 | 22 | 10 | 32 | 1,052 | 1,163 | 2,215 | 336 | 491 | 827 |
| | Juba | 114 | 145 | 259 | 220 | 209 | 429 | 116 | 91 | 207 | 389 | 2,021 | 2,410 | 4 | 78 | 82 | 843 | 2,544 | 3,387 | 193 | 1,991 | 2,184 |
| | Lasu | 782 | 814 | 1,596 | 1,263 | 1,251 | 2,514 | 806 | 791 | 1,597 | 2,009 | 1,831 | 3,840 | 203 | 110 | 313 | 5,063 | 4,797 | 9,860 | 1,353 | 1,414 | 2,767 |
| | Morobo | 27 | 22 | 49 | 44 | 59 | 103 | 26 | 30 | 56 | 60 | 42 | 102 | 3 | 5 | 8 | 160 | 158 | 318 | 38 | 41 | 79 |
| | Yei | 0 | 0 | 0 | 1 | 1 | 2 | 0 | 3 | 3 | 6 | 52 | 58 | 0 | 0 | 0 | 7 | 56 | 63 | 6 | 53 | 59 |
| | Total | 1,083 | 1,157 | 2,240 | 1,781 | 1,787 | 3,568 | 1,098 | 1,086 | 2,184 | 2,931 | 4,485 | 7,416 | 232 | 203 | 435 | 7,125 | 8,718 | 15,843 | 1,926 | 3,990 | 5,916 |
| Jonglei State | Pochalla | 132 | 160 | 292 | 279 | 274 | 553 | 332 | 364 | 696 | 654 | 248 | 902 | 36 | 12 | 48 | 1,433 | 1,058 | 2,491 | 524 | 143 | 667 |
| | Total | 132 | 160 | 292 | 279 | 274 | 553 | 332 | 364 | 696 | 654 | 248 | 902 | 36 | 12 | 48 | 1,433 | 1,058 | 2,491 | 524 | 143 | 667 |
| Western Equatoria | Andari | 30 | 27 | 57 | 27 | 35 | 62 | 19 | 13 | 32 | 78 | 52 | 130 | 8 | 11 | 19 | 162 | 138 | 300 | 60 | 61 | 121 |
| | Ezo | 117 | 115 | 232 | 199 | 217 | 416 | 171 | 166 | 337 | 772 | 482 | 1,254 | 73 | 66 | 139 | 1,332 | 1,046 | 2,378 | 520 | 398 | 918 |
| | Makpandu | 321 | 305 | 626 | 481 | 416 | 897 | 236 | 253 | 489 | 786 | 724 | 1,510 | 54 | 55 | 109 | 1,878 | 1,753 | 3,631 | 468 | 619 | 1,087 |
| | Maridi | 4 | 8 | 12 | 40 | 32 | 72 | 20 | 20 | 40 | 50 | 66 | 116 | 0 | 1 | 1 | 114 | 127 | 241 | 38 | 58 | 96 |
| | Naandi | 23 | 20 | 43 | 33 | 33 | 66 | 15 | 19 | 34 | 49 | 49 | 98 | 7 | 6 | 13 | 127 | 127 | 254 | 39 | 44 | 83 |
| | Source yubu | 62 | 83 | 145 | 136 | 138 | 274 | 58 | 70 | 128 | 265 | 140 | 405 | 14 | 10 | 24 | 535 | 441 | 976 | 196 | 125 | 321 |
| | Tambura | 68 | 84 | 152 | 145 | 118 | 263 | 38 | 47 | 85 | 189 | 108 | 297 | 6 | 1 | 7 | 446 | 358 | 804 | 97 | 246 | 343 |
| | Total | 625 | 642 | 1,267 | 1,061 | 989 | 2,050 | 557 | 588 | 1,145 | 2,189 | 1,621 | 3,810 | 162 | 150 | 312 | 4,594 | 3,990 | 8,584 | 1,418 | 1,551 | 2,969 |
| Grand total | | 24,918 | 26,110 | 51,028 | 36,582 | 37,187 | 73,769 | 21,343 | 21,267 | 42,610 | 56,194 | 41,970 | 98,164 | 3,727 | 3,637 | 7,364 | 142,764 | 130,171 | 272,935 | 35,448 | 30,333 | 65,781 |

* The figures may not reflect the actual population distribution per camp at the end of May 2017 due to the ongoing inter-camp transfers to address protection concerns.

South Sudan Statistics: Population by Country of Origin, Sex and Age Group



as of the 31-May-2017

| Country of Origin | Settlement | Households (HHs) | | | Persons | | | | | | | | | | | | | | | | | |
|----------------------------------|---------------|------------------|---------------|---------------|---------------|---------------|---------------|---------------|---------------|---------------|---------------|---------------|---------------|---------------|---------------|--------------|--------------|--------------|----------------|----------------|----------------|--------|
| | | Total HHs | Female headed | | 0 - 4 years | | | 5 - 11 years | | | 12 - 17 years | | | 18 - 59 years | | | 60 years + | | | Total | | |
| | | | HHs | % | F | M | T | F | M | T | F | M | T | F | M | T | F | M | T | F | M | T |
| CENTRA AFRICAN REPUBLIC | Andari | 1 | - | 0% | 0 | 0 | 0 | 0 | 0 | 0 | 0 | 0 | 0 | 1 | 1 | 0 | 0 | 0 | 0 | 1 | 1 | |
| | Ezo | 12 | 7 | 58% | 1 | 3 | 4 | 2 | 4 | 6 | 4 | 4 | 8 | 10 | 6 | 16 | 1 | 1 | 2 | 18 | 18 | 36 |
| | Makpandu | 33 | 7 | 21% | 5 | 8 | 13 | 9 | 6 | 15 | 0 | 5 | 5 | 15 | 23 | 38 | 0 | 5 | 5 | 29 | 47 | 76 |
| | Naandi | 7 | 4 | 57% | 0 | 4 | 4 | 2 | 3 | 5 | 0 | 0 | 0 | 5 | 3 | 8 | 0 | 0 | 0 | 7 | 10 | 17 |
| | SourceYubu | 309 | 188 | 61% | 60 | 83 | 143 | 131 | 137 | 268 | 57 | 68 | 125 | 256 | 136 | 392 | 13 | 9 | 22 | 517 | 433 | 950 |
| | Tambura | 323 | 91 | 28% | 64 | 80 | 144 | 142 | 116 | 258 | 38 | 46 | 84 | 180 | 102 | 282 | 4 | 1 | 5 | 428 | 345 | 773 |
| Total | 685 | 297 | 43% | 130 | 178 | 308 | 286 | 266 | 552 | 99 | 123 | 222 | 466 | 271 | 737 | 18 | 16 | 34 | 999 | 854 | 1,853 | |
| DEMOCRATIC REPUBLIC OF THE CONGO | Andari | 120 | 60 | 50% | 30 | 27 | 57 | 27 | 35 | 62 | 19 | 13 | 32 | 78 | 51 | 129 | 8 | 11 | 19 | 162 | 137 | 299 |
| | Ezo | 906 | 513 | 57% | 116 | 112 | 228 | 197 | 213 | 410 | 167 | 162 | 329 | 762 | 476 | 1,238 | 72 | 65 | 137 | 1,314 | 1,028 | 2,342 |
| | Juba | 1 | - | 0% | 1 | 1 | 2 | 1 | 2 | 3 | 2 | - | 2 | 2 | 4 | 6 | - | 2 | 2 | 6 | 9 | 15 |
| | Lasu | 2,251 | 1,226 | 54% | 674 | 716 | 1,390 | 1,028 | 1,003 | 2,031 | 652 | 633 | 1,285 | 1,802 | 1,341 | 3,143 | 202 | 102 | 304 | 4,358 | 3,795 | 8,153 |
| | Makpandu | 972 | 433 | 45% | 285 | 262 | 547 | 415 | 354 | 769 | 198 | 221 | 419 | 694 | 588 | 1,282 | 54 | 49 | 103 | 1,646 | 1,474 | 3,120 |
| | Morobo | 79 | 38 | 48% | 27 | 22 | 49 | 44 | 59 | 103 | 26 | 30 | 56 | 60 | 42 | 102 | 3 | 5 | 8 | 160 | 158 | 318 |
| | Naandi | 76 | 35 | 46% | 23 | 16 | 39 | 31 | 30 | 61 | 15 | 19 | 34 | 44 | 46 | 90 | 7 | 6 | 13 | 120 | 117 | 237 |
| | SourceYubu | 12 | 8 | 67% | 2 | - | 2 | 5 | 1 | 6 | 1 | 2 | 3 | 9 | 4 | 13 | 1 | 1 | 2 | 18 | 8 | 26 |
| | Tambura | 20 | 6 | 30% | 4 | 4 | 8 | 3 | 2 | 5 | - | 1 | 1 | 9 | 6 | 15 | 2 | - | 2 | 18 | 13 | 31 |
| Total | 4,437 | 2,319 | 52% | 1,162 | 1,160 | 2,322 | 1,751 | 1,699 | 3,450 | 1,080 | 1,081 | 2,161 | 3,460 | 2,558 | 6,018 | 349 | 241 | 590 | 7,802 | 6,739 | 14,541 | |
| ETHIOPIA | Doro | 1 | 1 | 100% | - | - | - | - | - | - | - | - | 1 | - | 1 | - | - | - | 1 | - | 1 | |
| | Gorom | 827 | 336 | 41% | 160 | 176 | 336 | 253 | 267 | 520 | 150 | 171 | 321 | 466 | 539 | 1,005 | 22 | 10 | 32 | 1,051 | 1,163 | 2,214 |
| | Juba | 1 | - | 0% | 1 | - | 1 | - | 3 | 3 | 1 | - | 1 | 8 | 13 | 21 | - | - | - | 10 | 16 | 26 |
| | Makpandu* | - | - | 0% | 2 | - | 2 | - | - | - | - | - | - | 2 | 3 | 5 | - | - | - | 4 | 3 | 7 |
| | Pochalla | 667 | 524 | 79% | 132 | 160 | 292 | 279 | 274 | 553 | 332 | 364 | 696 | 654 | 248 | 902 | 36 | 12 | 48 | 1,433 | 1,058 | 2,491 |
| Total | 1,496 | 861 | 58% | 295 | 336 | 631 | 532 | 544 | 1,076 | 483 | 535 | 1,018 | 1,131 | 803 | 1,934 | 58 | 22 | 80 | 2,499 | 2,240 | 4,739 | |
| SUDAN | Ajuong Thok | 9,303 | 4,972 | 53% | 3,504 | 3,505 | 7,009 | 4,394 | 4,375 | 8,769 | 2,742 | 3,170 | 5,912 | 7,279 | 7,268 | 14,547 | 296 | 228 | 524 | 18,215 | 18,546 | 36,761 |
| | Batli | 9,219 | 4,246 | 46% | 3,710 | 3,983 | 7,693 | 5,547 | 5,705 | 11,252 | 3,117 | 3,102 | 6,219 | 8,570 | 6,381 | 14,951 | 831 | 1,033 | 1,864 | 21,775 | 20,204 | 41,979 |
| | Doro | 12,072 | 6,371 | 53% | 5,357 | 5,687 | 11,044 | 6,967 | 7,344 | 14,311 | 4,135 | 4,397 | 8,532 | 10,493 | 7,958 | 18,451 | 682 | 583 | 1,265 | 27,634 | 25,969 | 53,603 |
| | Gendrassa | 4,232 | 1,977 | 47% | 1,664 | 1,717 | 3,381 | 2,340 | 2,369 | 4,709 | 1,277 | 1,260 | 2,537 | 3,725 | 2,995 | 6,720 | 291 | 374 | 665 | 9,297 | 8,715 | 18,012 |
| | Juba | 2,177 | 193 | 9% | 112 | 142 | 254 | 219 | 203 | 422 | 113 | 91 | 204 | 376 | 1,979 | 2,355 | 4 | 75 | 79 | 824 | 2,490 | 3,314 |
| | Kaya | 6,078 | 2,840 | 47% | 2,274 | 2,495 | 4,769 | 3,389 | 3,411 | 6,800 | 1,850 | 1,837 | 3,687 | 5,449 | 4,103 | 9,552 | 443 | 577 | 1,020 | 13,405 | 12,423 | 25,828 |
| | Kodok | 536 | 324 | 60% | 66 | 57 | 123 | 358 | 342 | 700 | 144 | 140 | 284 | 413 | 337 | 750 | 31 | 29 | 60 | 1,012 | 905 | 1,917 |
| | Lasu | 516 | 127 | 25% | 108 | 98 | 206 | 235 | 248 | 483 | 154 | 158 | 312 | 207 | 490 | 697 | 1 | 8 | 9 | 705 | 1,002 | 1,707 |
| | Makpandu | 82 | 28 | 34% | 29 | 35 | 64 | 57 | 56 | 113 | 38 | 27 | 65 | 75 | 109 | 184 | - | 1 | 1 | 199 | 228 | 427 |
| | Maridi | 96 | 38 | 40% | 4 | 8 | 12 | 40 | 32 | 72 | 20 | 20 | 40 | 50 | 66 | 116 | - | 1 | 1 | 114 | 127 | 241 |
| | Pamir | 3,186 | 2,263 | 71% | 1,543 | 1,584 | 3,127 | 1,753 | 1,815 | 3,568 | 1,018 | 1,085 | 2,103 | 2,706 | 1,676 | 4,382 | 146 | 93 | 239 | 7,166 | 6,253 | 13,419 |
| | Yei | 59 | 6 | 10% | - | - | - | 1 | 1 | 2 | - | 3 | 3 | 6 | 52 | 58 | - | - | - | 7 | 56 | 63 |
| | Yida | 11,602 | 8,586 | 74% | 4,960 | 5,123 | 10,083 | 8,713 | 8,776 | 17,489 | 5,073 | 4,238 | 9,311 | 11,783 | 4,898 | 16,681 | 577 | 355 | 932 | 31,106 | 23,390 | 54,496 |
| Total | 59,158 | 31,971 | 54% | 23,331 | 24,434 | 47,765 | 34,013 | 34,677 | 68,690 | 19,681 | 19,528 | 39,209 | 51,132 | 38,312 | 89,444 | 3,302 | 3,357 | 6,659 | 131,459 | 120,308 | 251,767 | |
| UGANDA* | Gorom | - | - | 0% | - | - | - | - | - | - | - | - | 1 | - | 1 | - | - | - | 1 | - | - | |
| | Lasu | - | - | 0% | - | - | - | - | - | - | - | - | - | - | - | - | - | - | - | - | - | |
| Total | - | - | 0% | - | - | - | - | - | - | - | - | - | 1 | - | 1 | - | - | - | 1 | - | - | |
| SOMALIA | Juba | 1 | - | 0% | - | - | - | - | - | - | - | - | - | 3 | 3 | - | - | - | - | 3 | 3 | |
| | Makpandu | - | - | 0% | - | - | - | - | - | - | - | - | - | 1 | 1 | - | - | - | - | 1 | 1 | |
| Total | 1 | - | 0% | - | - | - | - | - | - | - | - | - | - | 4 | 4 | - | - | - | - | 4 | 4 | |
| ERITREA | Juba | 3 | - | 0% | - | 2 | 2 | - | 1 | 1 | - | - | - | 3 | 15 | 18 | - | 1 | 1 | 3 | 19 | |
| | Doro* | - | - | 0% | - | - | - | - | - | - | - | - | 1 | - | 1 | - | - | - | 1 | - | 1 | |
| Total | 3 | - | 0% | - | 2 | 2 | - | 1 | 1 | - | - | - | 4 | 15 | 19 | - | 1 | 1 | 4 | 19 | 23 | |
| SYRIA BURUNDI EGYPT | Juba | 1 | - | 0% | - | - | - | - | - | - | - | - | - | 3 | 3 | - | - | - | - | 3 | 3 | |
| | Juba* | - | - | 0% | - | - | - | - | - | - | - | - | - | 3 | 3 | - | - | - | - | 3 | 3 | |
| | Juba* | - | - | 0% | - | - | - | - | - | - | - | - | - | 1 | 1 | - | - | - | - | 1 | 1 | |
| | Total | 1 | - | 0% | - | - | - | - | - | - | - | - | - | 7 | 7 | - | - | - | - | 7 | 7 | |
| Grand Total | 65,781 | 35,448 | 54% | 24,918 | 26,110 | 51,028 | 36,582 | 37,187 | 73,769 | 21,343 | 21,267 | 42,610 | 56,194 | 41,970 | 98,164 | 3,727 | 3,637 | 7,364 | 142,764 | 130,171 | 272,935 | |

* Refers to spouses in mixed nationality marriages

Asylum Seekers Population by Country of Origin, Sex and Age Group in South Sudan

as of the 31-May-2017



| Country of Origin | Location | Principal Applicants | | | Persons | | | | | | | | | | | | | | | | | |
|----------------------------------|----------|----------------------|---------------|-----|-------------|-----|-----|--------------|----|----|---------------|---|----|---------------|-------|-------|------------|----|----|-------|-------|-------|
| | | Total Cases | Female headed | | 0 - 4 years | | | 5 - 11 years | | | 12 - 17 years | | | 18 - 59 years | | | 60 years + | | | Total | | |
| | | | Cases | % | F | M | T | F | M | T | F | M | T | F | M | T | F | M | T | F | M | T |
| BURUNDI | Juba | 432 | - | 0% | 14 | 10 | 24 | 4 | 3 | 7 | 3 | 3 | 6 | 29 | 429 | 457 | 0 | 0 | 0 | 50 | 445 | 495 |
| | Total | 432 | - | 0% | 14 | 10 | 24 | 4 | 3 | 7 | 3 | 3 | 6 | 29 | 429 | 457 | - | - | - | 50 | 445 | 495 |
| DEMOCRATIC REPUBLIC OF THE CONGO | Juba | 1 | 1 | | - | - | - | - | - | - | - | - | - | 1 | - | 1 | - | - | - | 1 | - | 1 |
| | Total | 1 | 1 | - | - | - | - | - | - | - | - | - | - | 1 | - | 1 | - | - | - | 1 | - | 1 |
| ERITREA | Juba | 920 | 170 | 18% | 64 | 65 | 129 | 15 | 17 | 32 | 1 | 5 | 6 | 310 | 742 | 1,052 | - | 26 | 26 | 390 | 855 | 1,245 |
| | Makpandu | 33 | 7 | 21% | 7 | 6 | 13 | 2 | 3 | 5 | - | - | - | 16 | 27 | 43 | - | 2 | 2 | 25 | 38 | 63 |
| | Total | 953 | 177 | 19% | 71 | 71 | 142 | 17 | 20 | 37 | 1 | 5 | 6 | 326 | 769 | 1,095 | - | 28 | 28 | 415 | 893 | 1,308 |
| ETHIOPIA | Maban | 1 | - | | - | - | - | - | - | - | - | - | - | - | 1 | 1 | - | - | - | - | 1 | 1 |
| | Juba | 209 | 40 | 19% | 18 | 14 | 32 | 2 | 4 | 6 | 2 | - | 2 | 88 | 173 | 261 | - | - | - | 110 | 191 | 301 |
| | Makpandu | 10 | 1 | 10% | - | 2 | 2 | 2 | 1 | 3 | - | - | - | 4 | 10 | 14 | - | - | - | 6 | 13 | 19 |
| | Total | 220 | 41 | 19% | 18 | 16 | 34 | 4 | 5 | 9 | 2 | - | 2 | 92 | 184 | 276 | - | - | - | 116 | 205 | 321 |
| KENYA | Juba | 2 | 1 | | - | - | - | - | - | - | - | - | - | 1 | 1 | 2 | - | - | - | 1 | 1 | 2 |
| | Makpandu | - | - | | - | - | - | - | - | - | - | - | - | - | - | - | - | 1 | 1 | - | 1 | 1 |
| | Total | 2 | 1 | - | - | - | - | - | - | - | - | - | - | 1 | 1 | 2 | - | 1 | 1 | 1 | 2 | 3 |
| SOMALIA | Juba | 142 | 20 | | - | 5 | 5 | 1 | 1 | 2 | - | - | - | 27 | 125 | 152 | - | 1 | 1 | 28 | 132 | 160 |
| | Makpandu | - | - | | - | - | - | - | - | - | - | - | - | - | 1 | 1 | - | - | - | - | 1 | 1 |
| | Total | 142 | 20 | - | - | 5 | 5 | 1 | 1 | 2 | - | - | - | 27 | 126 | 153 | - | 1 | 1 | 28 | 133 | 161 |
| SUDAN SYRIA UGANDA | Juba | 14 | - | | - | - | - | - | - | - | - | - | - | - | 14 | 14 | - | 1 | 1 | - | 15 | 15 |
| | Juba | 1 | - | | - | - | - | - | - | - | - | - | - | - | 1 | 1 | - | - | - | - | 1 | 1 |
| | Juba | 1 | - | | - | - | - | - | - | - | - | - | - | - | 1 | 1 | - | - | - | - | 1 | 1 |
| | Total | 16 | - | - | - | - | - | - | - | - | - | - | - | - | 16 | 16 | - | 1 | 1 | - | 17 | 17 |
| Grand Total | | 1,766 | 240 | 14% | 103 | 102 | 205 | 26 | 29 | 55 | 6 | 8 | 14 | 476 | 1,525 | 2,000 | - | 31 | 31 | 611 | 1,695 | 2,306 |