



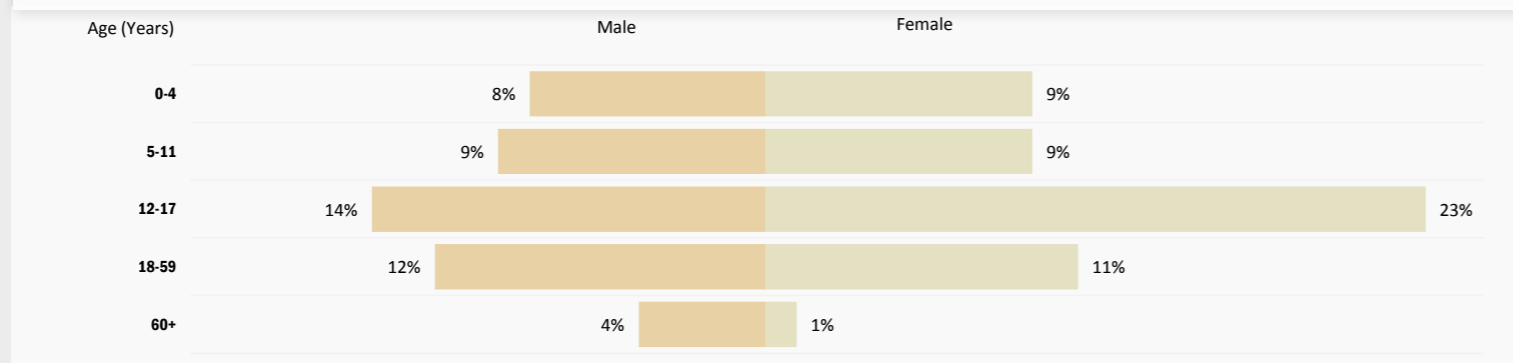
Relocation Factsheet: Population Information Update

11 December 2016
UNHCR Zimbabwe -Tongogara



Overview: This document presents PoC population statistics for individuals relocated from the buffer zone in Chipinge District to Tongogara Refugee Camp. Population statistics also include PoC who joined the camp spontaneously during the last 2 days (7 individuals). All PoC have been biometrically enrolled and registered upon arrival to Tongogara camp. At the date of the production of this Factsheet a third convoy is on the way to the camp.

Age & Gender



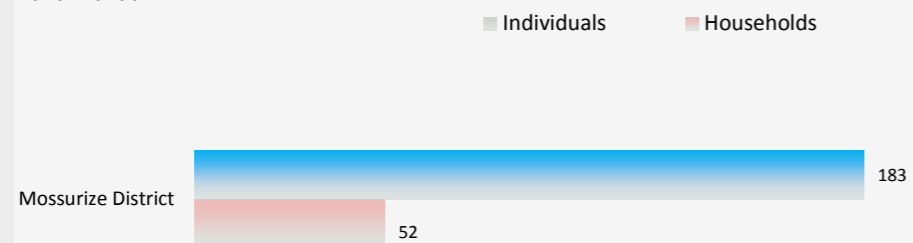
Women & Children
84%

Men
11%

Elderly
5%

Areas of Origin in Mozambique

The top 3 villages of origin in Mossurize District, Manica Province are: **Gragwua, Mutondo and Makuu**



Specific Needs

Specific Need Type	Count
Child Spouse	6
Persons with Disabilities	7
Unaccompanied Minor/Separated Child	3
Older Person at Risk	10
Single Parent	11
Serious Medical Condition	1
Mixed Marriages	6

* It includes polygam husbands who have been registered alone.


** It includes mixed marriages and their dependants

Sources : proGres in Partnership. Registration data

Family Size Breakdown*

Family Size	Total
1	8
2	13
3	7
4	10
5	6
6	2
7	3
8	2
9	1

Ethnicities



Total Number of Registered PoC

183

Total Number of Households*

52

Total Number of Convoys

2

Occupation in Mozambique

Farmers (crop & vegetables) 43%

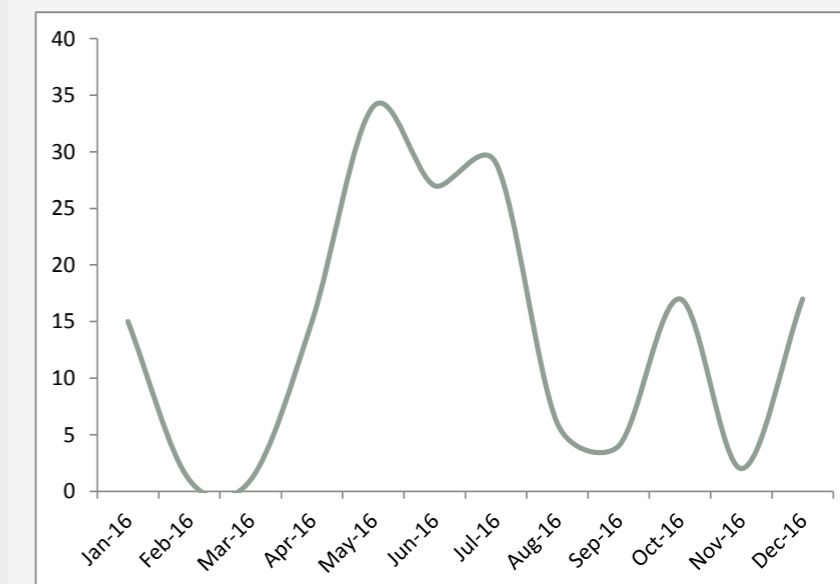
Biometrics

Biometrically enrolled 64%

Nationalities

Mozambicans 175
Zimbabweans** 8

Date of Arrival to Zimbabwe



For more information contact : Robert Tibagwa, tibagwa@unhcr.org, UNHCR Representative