


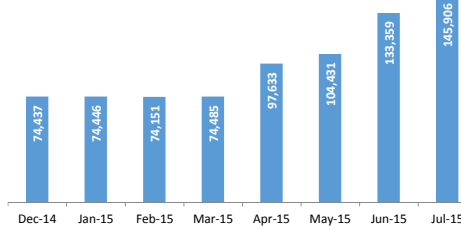


Location in Rwanda

	 Pending L2 Registration	 Registered Persons	 Total Households
Mahama	-	31,271	13,091
Kigeme	-	18,632	3,219
Kiziba	-	17,111	3,584
Gihembe	-	14,474	3,219
Nyabiheke	-	13,894	2,839
Mugombwa	-	8,248	1,955
Bugesera	12,201	2,814	3,715
Kigali	127	22,112	8,740
Nyanza	1,173	-	310
Huye	842	2,240	841
Nyagatare	4	763	305

Total Population at the end of the Month

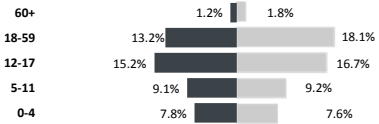


145,906	Total Population
131,559	Total Registered
14,347	Pending L2 Registration
17,222	Registered in July

Demography of the Active Registered Refugees in Rwanda

Age & Gender

Age	0-4	5-11	12-17	18-59	60+	Total	Average family size
Female	10,045	12,154	21,973	23,794	2,433	70,399	53.5%
Male	10,236	12,035	20,000	17,341	1,548	61,160	46.5%
Total	20,281	24,189	41,973	41,135	3,981	131,559	3.3
	15.4%	18.4%	31.9%	31.3%	3.0%		



Arrival Year

Arrival Year	Number	Percentage
Pre 1995	190	0.1%
1995	120	0.1%
1996	11,671	8.9%
1997	2,468	1.9%
1998	807	0.6%
1999	945	0.7%
2000	1,276	1.0%
2001	1,448	1.1%
2002	1,610	1.2%
2003	1,412	1.1%
2004	3,021	2.3%
2005	3,700	2.8%
2006	1,937	1.5%
2007	4,394	3.3%
2008	2,388	1.8%
2009	1,507	1.1%
2010	1,266	1.0%
2011	1,305	1.0%
2012	18,866	14.3%
2013	11,007	8.4%
2014	2,233	1.7%
2015	57,988	44.1%
Total	131,559	

Households Composition

Households	39,601	
Female-Headed	21,603	54.6%
Male-Headed	17,998	45.4%
Single females *	4,582	
Single males *	9,996	

* Refers to an individual of the given gender in a household of size 1.

Registered Households

Mahama	13,091
Kigeme	3,824
Kiziba	3,584
Gihembe	3,219
Nyabiheke	2,839
Mugombwa	1,955
Huye	660
Bugesera	1,384
Kigali	8,740
Nyagatare	305
Total	39,601

Country of Origin

Country of Origin	0 - 4 years		5 - 11 years		12 - 17 years		18 - 59 years		60+ years		Total
	F	M	F	M	F	M	F	M	F	M	
Afghanistan	-	-	-	-	1	-	2	4	-	-	7
Angola	-	-	-	-	-	-	6	-	-	-	6
Burundi	4,448	4,650	5,316	5,354	3,961	4,033	14,879	13,457	681	322	57,101
Central African Republic	-	1	-	-	-	-	-	1	-	-	2
Chad	-	-	-	1	-	1	2	3	-	2	9
DR Congo	5,561	5,555	8,219	8,016	6,647	6,215	18,727	12,246	1,747	1,221	74,154
Eritrea	-	-	-	-	-	-	-	2	-	-	2
Ethiopia	-	-	-	-	-	-	-	4	-	-	4
Guinea	-	-	-	-	-	-	1	1	-	-	2
Haiti	-	1	-	-	-	-	-	-	-	-	1
Kenya	-	-	-	-	-	-	1	1	-	-	2
Rwanda	35	27	19	18	11	4	124	6	5	3	252
Somalia	1	1	-	2	-	2	-	2	-	-	8
Tanzania	-	-	1	1	-	-	-	-	-	-	2
Uganda	-	1	-	1	-	-	4	1	-	-	7
Total	10,045	10,236	13,555	13,393	10,620	10,255	33,746	25,728	2,433	1,548	131,559
	7.6%	7.8%	10.3%	10.2%	8.1%	7.8%	25.7%	19.6%	1.8%	1.2%	

Place of Origin - DR Congo

Bandundu	23	0.0%
Bas Congo	8	0.0%
Kasai Oriental	34	0.0%
Katanga	1,757	2.4%
Kinshasa	77	0.1%
Maniema	145	0.2%
Nord Kivu	61,044	82.3%
Other	3,524	4.8%
Orientale	123	0.2%
Sud Kivu	7,419	10.0%
Total	74,154	

Refugee Status

Refugee	130,644
Asylum Seekers	319
Others of Concern	432
Not of Concern	164
Total	131,559

Place of Origin - Burundi

Bubanza	349	0.6%
Bujumbura	22,751	39.8%
Mwaro	333	0.6%
Cibitoke	380	0.7%
Karuzi	778	1.4%
Kayanza	554	1.0%
Kirundo	23,393	41.0%
Muyinga	3,370	5.9%
Ngozi	1,812	3.2%
Others	3,381	5.9%
Total	57,101	