



▲ **1,844**

Last week daily average registration

1,596

Daily average registration for the previous week

▶ **57%**

of last week registration were women and children

57%

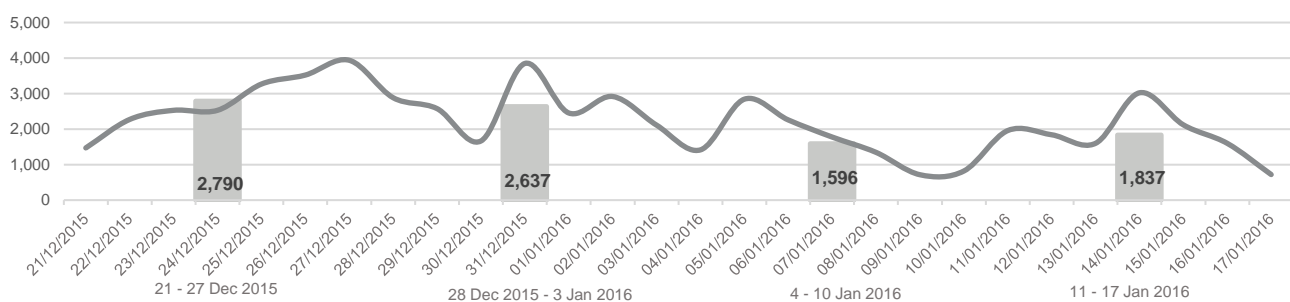
of previous week registration were women and children

Based on Mol registration data for weeks 4-10 Jan and 11-17 Jan 2016

Daily Estimation Trends and Weekly Average

21 December 2015 - 17 January 2016

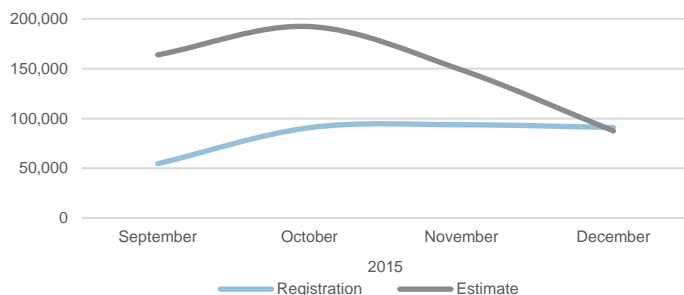
Based on UNHCR estimates



Monthly Estimated Arrivals Compared to Registration

1 September - 31 December 2015

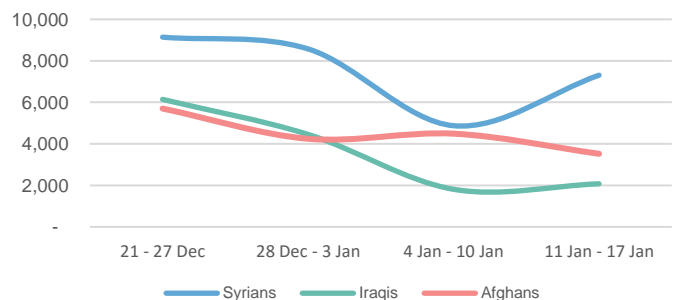
Based on Mol registration data and UNHCR estimates



Weekly Evolution of Syrians, Afghans and Iraqis

21 December 2015 - 17 January 2016

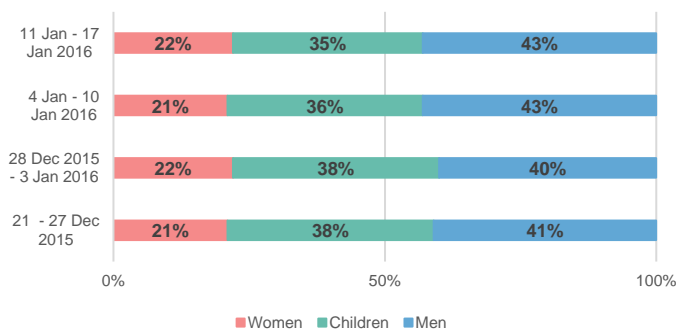
Based on Mol registration data



Weekly Registrations: Women and Children Compared to Men

21 December 2015 - 17 January 2016

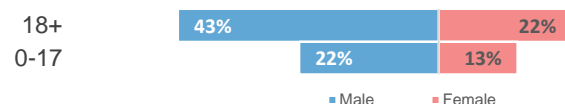
Based on Mol registration data



Last week Registration: Age and Gender Structure

11 - 17 January 2016

Based on Mol registration data



Last Week Registration: Women and Children per Nationality

11 - 17 January 2016 (Based on Mol registration data)



Syrian Arab Republic	61%
Iraq	58%
Afghanistan	49%

Figures provided are based on the most reliable information available provided by the Macedonian Authorities. Daily figures cannot be considered final and might change based on consolidated figures provided by Authorities on a regular basis.

Sources: fYR of Macedonia Ministry of Interior, UNHCR

Contact : TORNIERI@unhcr.org

<http://data.unhcr.org/mediterranean/regional.php>