

Findings of the Household Assessment of Syrian Households in Host Communities

Balqa Governorate

10th March 2013

BACKGROUND

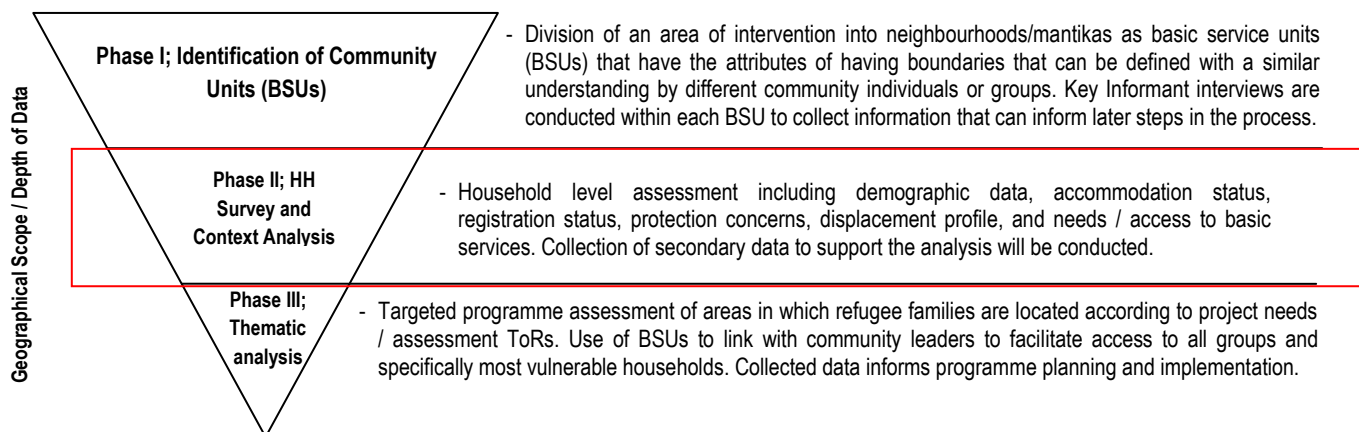
The continued crisis in Syria has caused a large influx of Syrians into Jordan, amounting to more than 275,465 refugees (UNHCR, 07.03.2013). According to UNHCR registration data, more than 90% have settled in Northern Jordan, as well as the urban and peri-urban centres of Amman and Zarqa, with the large majority of refugees settling within host communities.

Information management systems available to humanitarian actors have struggled to keep pace with the rapidly changing refugee context. With this in mind, REACH was deployed to Jordan in October 2012 in order to complement information management efforts undertaken by other humanitarian actors, notably by UN agencies, and to contribute towards addressing information gaps on Syrian refugees located in camps and host communities. By establishing a baseline dataset that includes key information on the geographical distribution, conditions and priority needs of Syrian refugees, REACH aims to ensure better planning, coordination and traceability of humanitarian aid.

The data presented in this factsheet represents the findings of household level interviews that were conducted in the host communities of Balqa Governorate in February 2013. During this phase of the project, 1,606 displaced Syrian households, representing 6,449 individuals, were assessed. The household assessments focused on collecting five key sets of information from each households: 1. Household demographic data; 2. Registration card numbers; 3. Displacement profile; 4. Accommodation context; 5. Services and Needs. Additionally, assessment team leaders collected GPS data for each building housing Syrian households in order to allow for the mapping of key data trends discovered through the analysis of collected data.

Assessment Methodology

REACH's assessment methodology is based on a three step approach to data collection that gradually sharpens the understanding of the context both in terms of geographical focus as well as depth of data, as shown in the figure below. The objective of this process is to provide humanitarian actors with information that allows for more informed decision-making with regards to their targeting of specific geographic locations or beneficiary group based on their programme planning needs; thus enabling better planning, coordination and traceability of aid. As such the REACH methodology (outlined in the figure below) focuses primarily on the geographic identification of refugees living in host communities and collects a core baseline of household specific information that enables the preparation of situational analyses.



Key findings

A total of **1,606** households were identified through the assessment, representing approximately **6,449** individuals. Of these, **688** households (**2,396** individuals) were settled in Al-Salt City and **918** households (**4,053** individuals) in rural areas. *Annex 1* shows the breakdown of individuals by BSU in Balqa Governorate.

Household profile

The average size of households identified through the assessment was **4** with an even split between males and females, **2** per household on average.

52% of individuals identified were reported to be under the age of 18, of which **17%** were reported to be less than 5 years old. Only **30%** of direct family members were reported to be aged between 25 and 59, indicating a high dependency ratio.

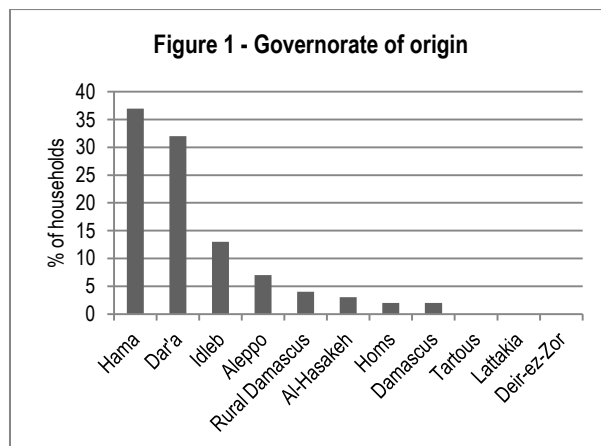
Age	Males	Females	Total %
Under 5	560	509	17%
5 to 11	589	609	18%
12 to 17	529	567	17%
18 to 24	413	563	15%
25 to 59	943	960	30%
over 60	100	107	3%
Total	3134	3315	100%

17 households reported having children under 18 with them who were part of their extended family but not directly related to them. No family reported having children under 18 with them who were not part of the family or extended family.

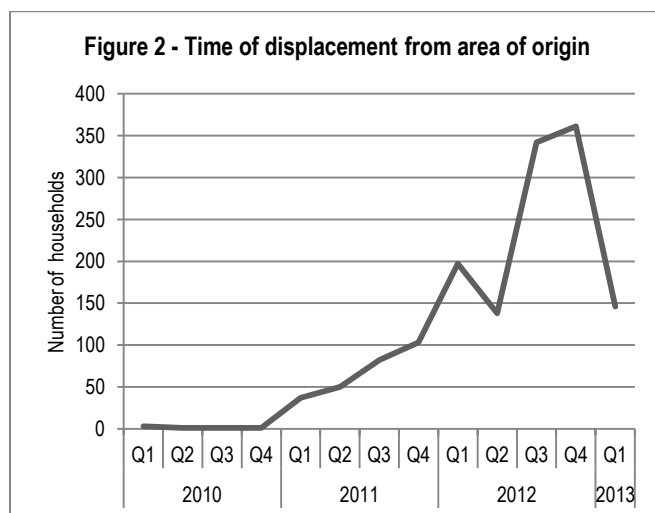
84 households reported that they had at least one member with a physical disability.

Displacement Profile

The most commonly reported Syrian Governorate of origin for Syrian households resident in Balqa was Hama, **37%**. A similar proportion of households reported their Governorate of origin as Dar'a, **32%**. Other Syrian Governorates from which a sizeable proportion of households reported originating include Idleb (**13%**), Aleppo (**7%**), Rural Damascus (**4%**), and Al-Hasakeh (**3%**).



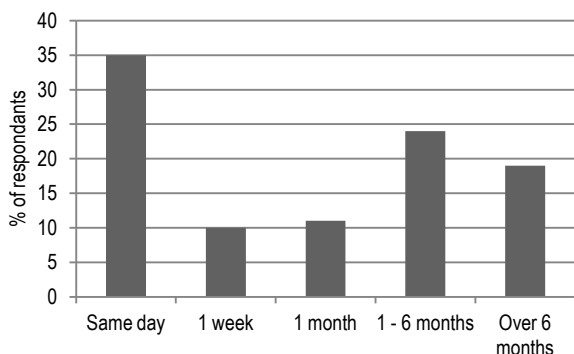
Of the households identified through the assessment **71%** reported displacement from their area of origin during 2012. The majority of displacement was reported as having occurred during the third and fourth quarters of the year, **23%** and **25%** of the total respectively.



Only **14%** of households reported having stayed in a different location in Syria for more than one week after their initial displacement from their area of origin, implying that the overwhelming majority of households left Syria immediately upon displacement.

35% of households identified through the assessment reported that they settled directly in Balqa Governorate upon arrival in Jordan. In spite of this, a considerable proportion of households reported having been displaced within Jordan before settling in Balqa Governorate, many for long periods of time: **24%** for 1 – 6 months and **19%** for over 6 months.

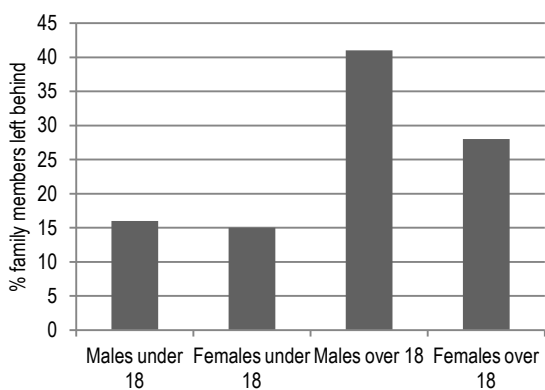
Figure 3 - Time spent in Jordan before settling in Balqa Governorate



61% of households reported that they travelled to Jordan with all members of their directly family. In spite of this a relatively high proportion, **33%**, reported that they had left direct family members behind in Syria upon displacement¹.

The most commonly reported family members to have been left behind in Syria were males over 18 years old, **41%**. Interestingly, a high proportion, **30%** of family members under the age of 18 were reported to have been left behind in Syria, with a relatively even split between males and females, **16%** and **15%** respectively. When asked whether the family members left behind would be joining the household in Jordan the most common response was that they did not know at the time of the assessment, **41%**. Only a minority of households, **23%**, reported that family members left behind would be joining them in Jordan, with the remainder, **36%**, reporting that family members would certainly be staying in Syria.

Figure 4 - Family members left behind

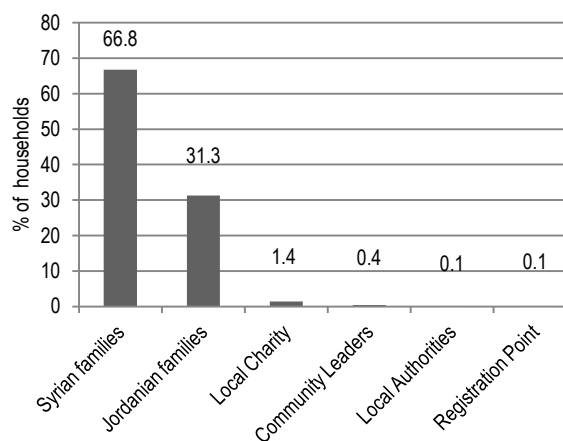


Only a small number of households, **78**, reported that they had family members living outside Jordan or Syria. A slightly higher number of households, **80**, reported that they didn't know if they had family members living outside Jordan or Syria.

¹ 7% of households did not provide a response to the question.

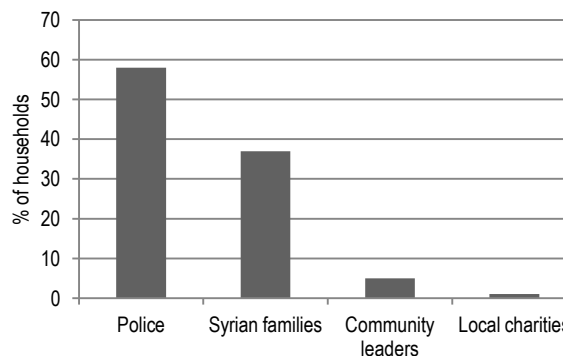
The overwhelming majority of households reported that their primary source of information on the support and services available to them on arrival in Jordan was other Syrian families, **66.8%**. Additionally, a considerable proportion of households reported that their primary source of information was Jordanian families, **31.3%**. Only a very small proportion of households reported that they received information from local charities, community leaders, local authorities, or UNHCR registration points on arrival in Jordan, representing **1.9%** of the total.

Figure 5 - Source of information



The majority of households, **58%**, reported that they would seek assistance from the Jordanian police in case they faced problems or threats in Balqa Governorate. **37%** of households reported that other Syrian families would be the primary source of support in the event that any problems or threats were faced. The remaining **6%** of households reported that they would seek support from either community leaders or local charities.

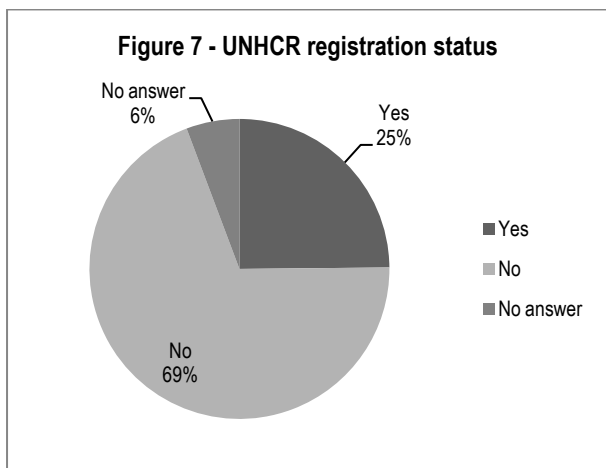
Figure 6 - Point of contact if problems / threats were faced by households



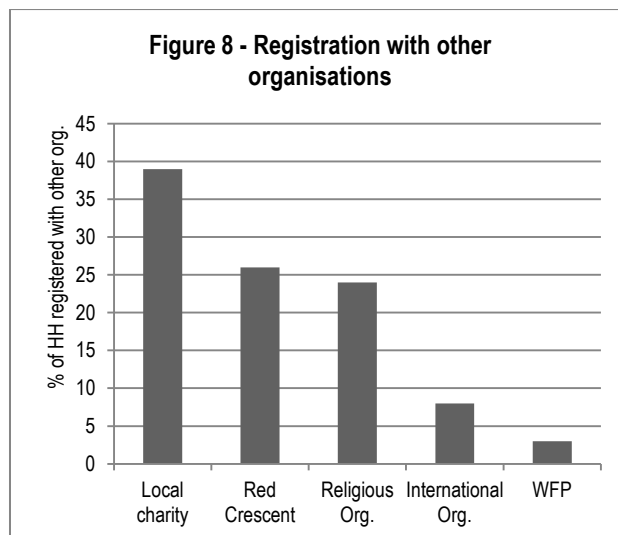
Context analysis in Jordan

Registration status

Of the 1,606 households identified only **25%** reported that they were registered with UNHCR at the time of assessment. **69%** of households confirmed that they were not registered with UNHCR, and the remaining **6%** were unwilling / unable to provide an answer. Of those households not registered with UNHCR at the time of the assessment **29%** had a registration interview date scheduled at some time in the future. The average waiting time until scheduled interview dates was reported to be the beginning of **June 2013**. Only **61** households reported that they had a UNHCR ration card, suggesting that they had spent time in one of the UNHCR administered camps or transit facilities.



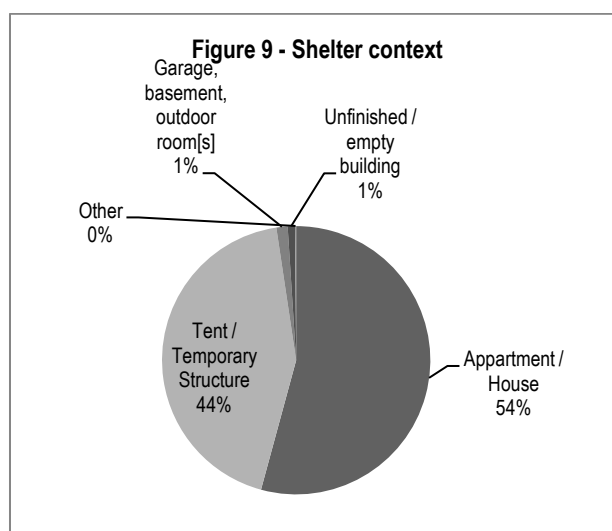
A slightly higher proportion of households, **34%**, reported registration with an institution other than UNHCR. Of this proportion the most common type of organisation where households were registered with were local charities, **39%**. Additionally there were high registration rates with national organisations such as the Red Crescent or religious organisations, **26%** and **24%** respectively. Only a small proportion of households reported registration with international organisations or the World Food Programme, representing just **11%** of the total.



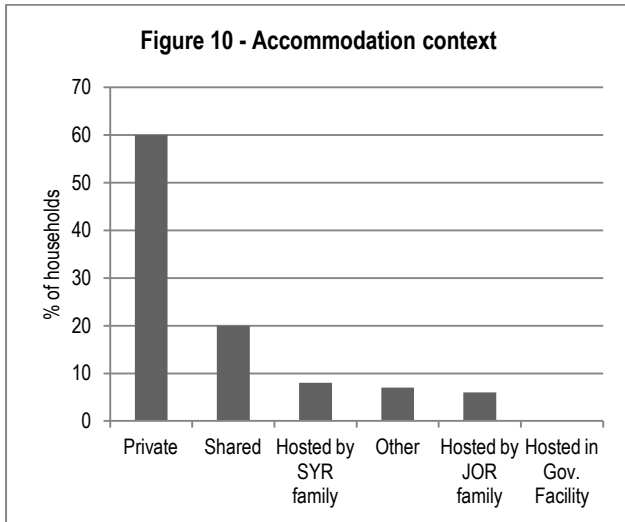
Shelter context

Despite the slight majority of households, **54%**, reporting residency in an apartment or house, a considerable proportion of households reported that they were living in tents or temporary shelters at the time of the assessment, **44%**. As shown by Annex B the vast majority of those households reporting residency in tents or temporary shelters are situated in the agricultural region of the Jordan Valley.

55% of households reported that they were paying rent for their shelter at the time of assessment, with an average price of **81 JOD** per month. Rental prices were reported to be considerably higher in urban than rural areas, with average monthly costs of **111 JOD** and **58 JOD** respectively. With regards to the **44%** households reporting residency in tents or temporary shelters that reported paying rent, the average paid per month was reported as **74 JOD**.

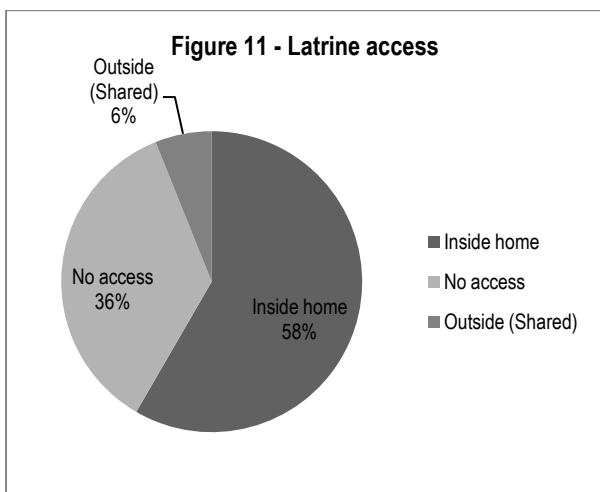


The majority of households, **60%**, reported that they were resident in private accommodation as a single family unit. Additionally, a sizeable proportion of households reported that they were sharing their shelter with other displaced Syrians, **20%**.



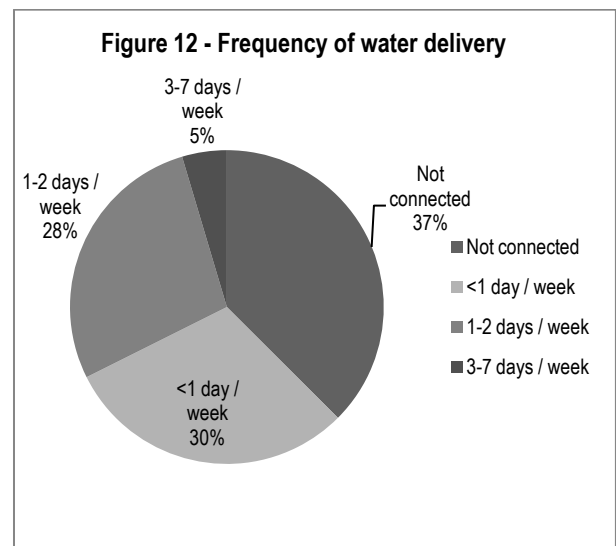
Although a slight majority of households, **58%**, reported that they had a latrine inside their home, a considerable proportion, **36%**, reported that they had no access to a latrine at all. This relatively high proportion can be explained by the large proportion of households resident in tents or temporary shelters, where **84%** of households have no access to a latrine either inside or outside their home.

A similar pattern emerges regarding the functionality of latrines in Balqa Governorate. **79%** of households with latrines reported that they were functioning at the time of assessment. But conversely, considering only households resident in tents or temporary shelters with latrines **20%** reported they were functioning properly.



63% of households reported that they were able to receive water deliveries on a semi-regular basis. However, a considerable proportion of households reported that they were not connected to the water delivery network, **37%**. This comparatively large proportion when comparing different Governorates targeted by this assessment is due to the large proportion of households resident in tents or temporary shelters where **85%** are not connected to the water delivery network.

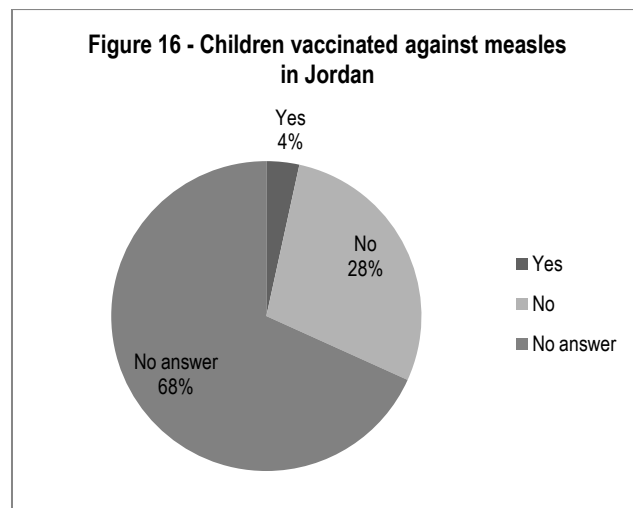
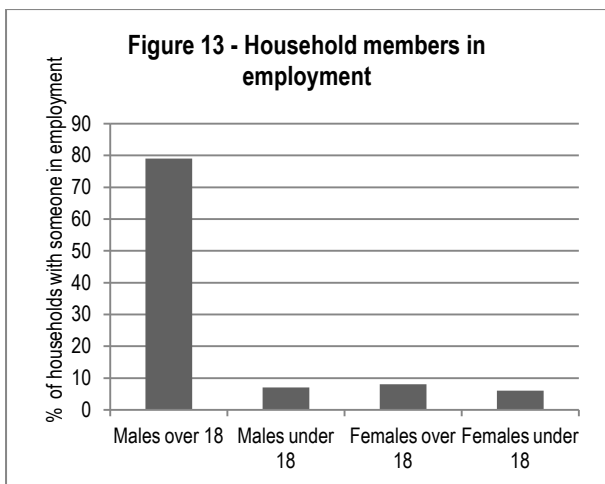
Households were asked the coping strategies they used when they faced a water shortage, with the most common being the purchase of water from shops, **49%**. A similar proportion of households were able to rely on additional water trucking services when a shortage was faced, **45%**. The remaining **6%** of households were able to rely on private wells or local charities to meet their household needs.



Employment

30% of households identified through the assessment reported at least one family member in employment, of which the majority, **54%**, were residing in the agricultural region of the Jordan Valley at the time of the assessment.

Of the proportion of households with at least one family member in employment, the vast majority **79%** reported that males over the age of 18 were employed at the time of the assessment. Only **8%** of households reported females over the age of 18 as being in employment. Additionally, child employment was reported by a relatively high proportion of households, **13%**. Of the proportion of households reporting a child in employment, **70%** were resident in the agricultural area of the Jordan Valley at the time of the assessment.



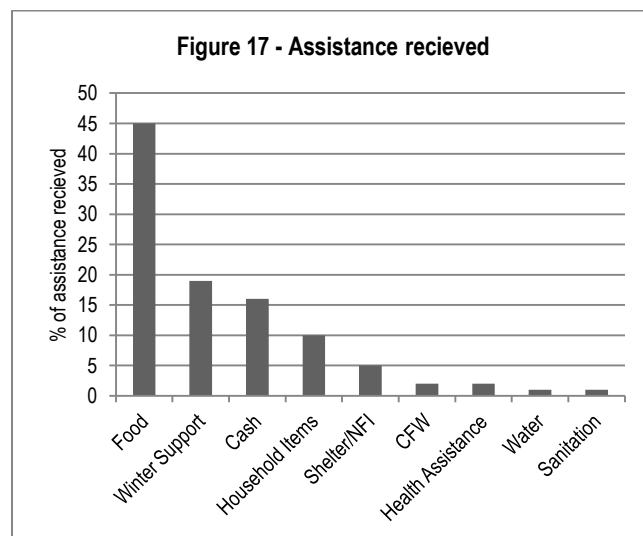
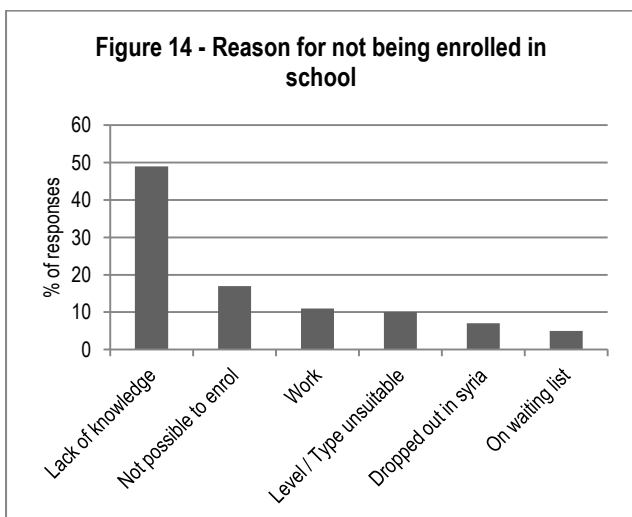
Education

A total of **1,276** children between the ages of 6 and 17, with 50/50 gender split, were reported as not being enrolled in school at the time of assessment. With roughly **2,294** children between the ages of 5 and 17 **over half** of all school aged children in Balqa Governorate were not attending school at the time of the assessment.

The most prominent reason given for children not being enrolled in school was a lack of knowledge of the educational services available, **49%** of responses.

Assistance received and reported needs

Only **30%** of households reported that they had received some kind of assistance since settling in Balqa Governorate. Of this proportion the vast majority of received assistance was in the form of food aid, **45%**. Additionally winter support and cash constituted also sizeable proportions of the aid received by Syrian households in Balqa Governorate, **19%** and **16%** respectively.

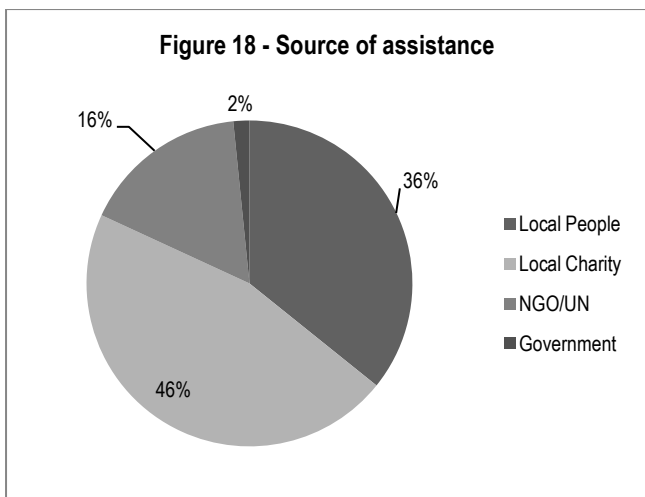


Health

Only a very small proportion of households, **4%**, representing **55** households reported that their children had been vaccinated against measles in Jordan. The vast majority of households resident in Balqa Governorate were unable or unwilling to provide an answer to the question, **68%**.

Regarding the source of assistance, it was perceived by households that the vast majority of aid was from locally based sources, either from local charities, **46%**, or local people, **36%**. When compared to other governorates targeted through the assessment a large proportion of households reported that assistance had been received from NGOs or the United Nations, **16%**. Only a very small proportion of households reported that they had received assistance from the Jordanian Government.

Figure 18 - Source of assistance



Cash for rent was selected as the top priority for the overwhelming majority of households identified through the assessment, **74%**. Winter support was selected as a secondary and tertiary priority by a considerable proportion of households, **35%**.

	Priority 1	Priority 2	Priority 3
Water	1%	5%	2%
Shelter	11%	10%	7%
Sanitation	0%	3%	4%
Cash for rent	74%	12%	11%
Household items	4%	18%	16%
Cfw / Job Placement	4%	8%	10%
Health assistance	3%	8%	14%
Winter support	3%	35%	35%
Other	0%	0%	1%

REACH

REACH was formed in 2010 as a joint initiative of two INGOs (ACTED and IMPACT Initiatives) and a UN program (UNOSAT). The purpose of REACH is to promote and facilitate the development of information products that enhance the humanitarian community's capacity to make decisions and plan in emergency, reconstruction and development contexts.

At country level, REACH teams are deployed to countries experiencing emergencies or at-risk-of-crisis in order to facilitate interagency collection, organisation and dissemination of key humanitarian related information. Country-level deployments are conducted within the framework of partnerships with individual actors as well as aid coordination bodies, including UN agencies, clusters, inter-cluster initiatives, and other interagency initiatives.