

## Total

Pre 01 January 2015

Post 01 January 2015

**14,367**  
Refugee and  
Asylum-Seekers

**8,896**  
Refugee

## Key Statistics for (Post 01 January 2015)



57 % | 5,056 indiv.

of the population are  
**Children <18**



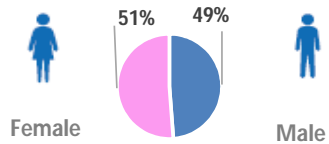
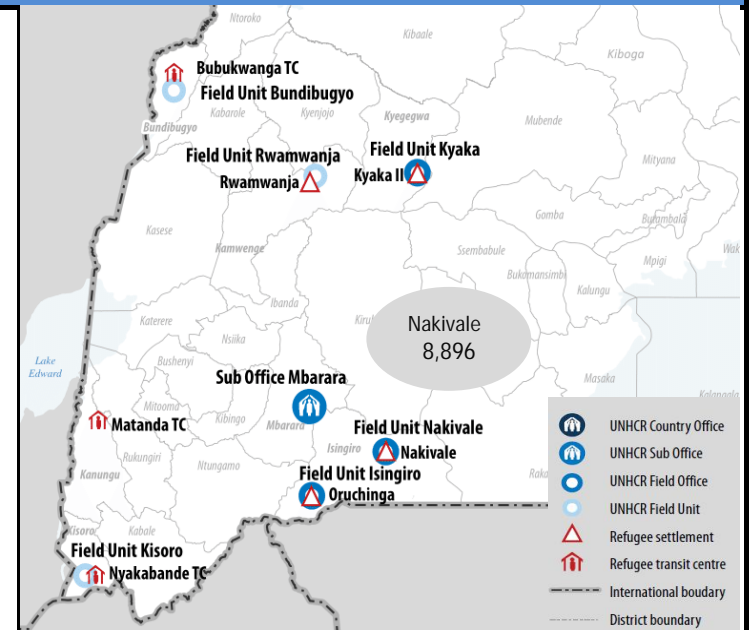
80 % | 7,097 indiv.

of the population are  
**Woman and Children**

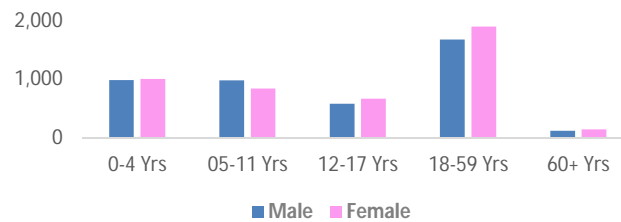


03 % | 259 indiv.

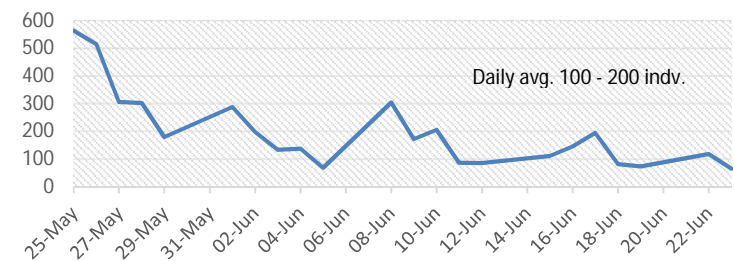
of the population are  
**Elderly**



## Age-Gender Break Down



## Daily trend of new arrivals since late May 2015



\* Source : Government (OPM)

## New Arrivals

Date	New Arrivals	Date	New Arrivals	Date	New Arrivals	Date	New Arrivals
01st January - 10 April , 2015	1,352	13 April - 24th May , 2015	3,215	25-May-15	564	01-Jun-15	288
				26-May-15	515	02-Jun-15	197
				27-May-15	306	03-Jun-15	133
				28-May-15	302	04-Jun-15	137
				29-May-15	179	05-Jun-15	68
						08-Jun-15	304
						09-Jun-15	172
						10-Jun-15	206
						11-Jun-15	86
						12-Jun-15	85
						15-Jun-15	111
						16-Jun-15	145
						17-Jun-15	194
						18-Jun-15	81
		19-Jun-15	73				
		22-Jun-15	118				
		23-Jun-15	65				
Total	1,352	Total	3,215	Total	1,866	Total	2,463
Average	N/A	Average	N/A	Average	373	Average	145

\* Source : Government (OPM)

For inquiries, Please email: [Jaber@unhcr.org](mailto:Jaber@unhcr.org) | Assoc. Information Management Officer | portal : <http://data.unhcr.org/burundi/regional.php>

Print Date

25/06/2015 12:56