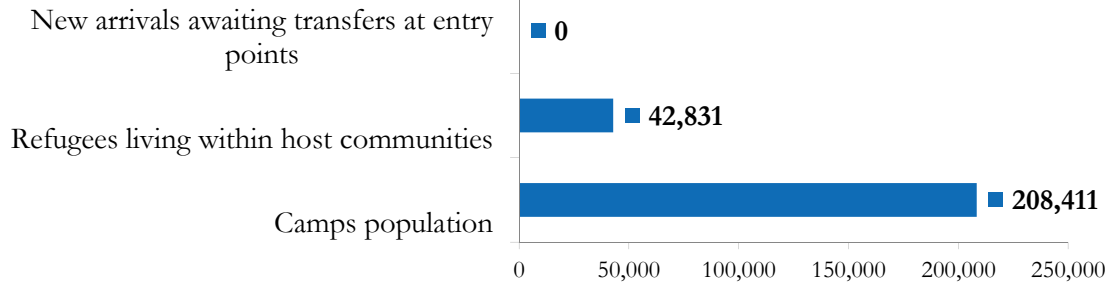


South Sudanese refugee population in Gambella (as of 27-February-2015)

Refugee population Breakdown



251,242 *

TOTAL GAMBELLA POPULATION

193,442

refugees arrived
post 15-Dec-2013

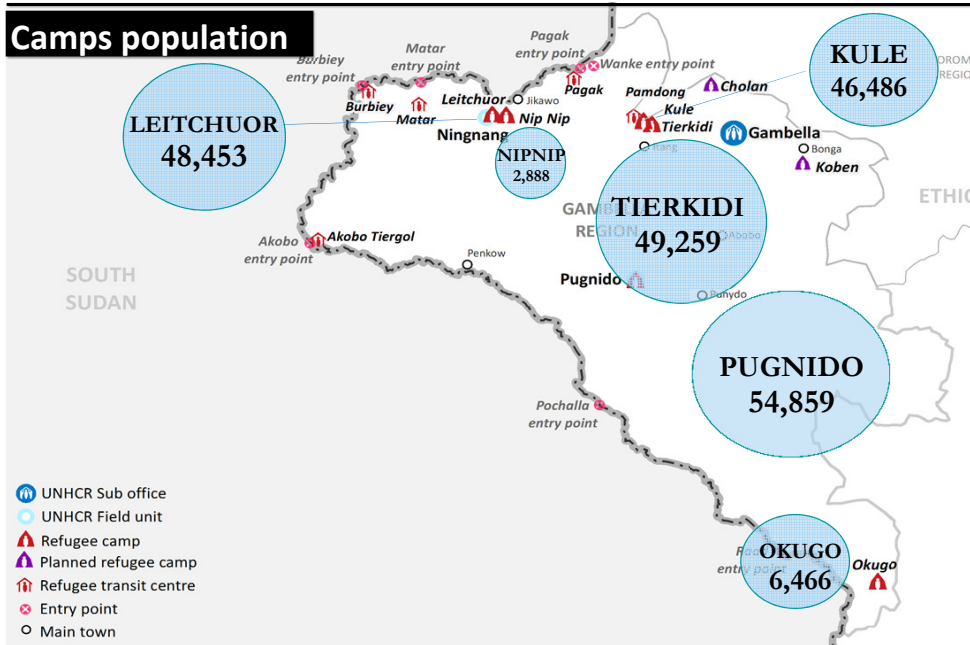
77%

57,800

refugees arrived
pre 15-Dec-2013

23%

Camps population



Camp Names	Children (age < 18 yrs)		Adults (age >= 18 yrs)		Total	%
	Males	Females	Males	Females		
Pugnido	18,757	18,244	5,621	12,237	54,859	27%
Tierkidi	17,208	16,668	3,732	11,651	49,259	24%
Leitchuor	17,476	16,974	2,915	11,088	48,453	23%
Kule	14,946	14,246	6,009	11,285	46,486	22%
Okugo	1,953	1,834	844	1,835	6,466	3%
NipNip	1,038	1,010	175	665	2,888	1%
TOTAL	71,378	68,976	19,296	48,761	208,411	100%
Grand Total	140,354		68,057			
%	67%		33%			

TOTAL CAMPS POPULATION

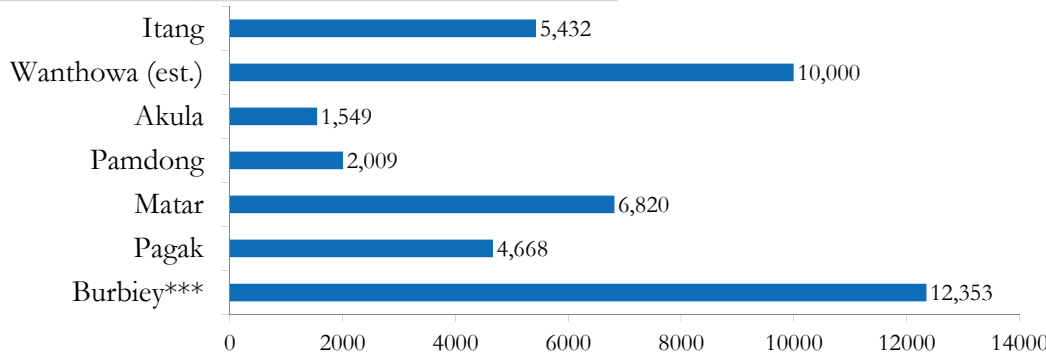
208,411**

persons

AVERAGE FAMILY SIZE

3.9

Refugees living within host communities



Refugees living within host communities

42,831

persons

New arrivals awaiting transfers

New arrivals awaiting transfers to camps

0

persons

* - In addition to 251,242 South Sudanese refugees in Gambella region, there are 8,880 refugees at the camps in Assosa [Breakdown: Pre 15th Dec 2013 = 6,161; Post 15th Dec 2013 = 2,719]

** - The figure includes 51341 refugees in Leitchuor and Nip Nip refugee camps who will be relocated to new locations due to flooding concerns.

*** - Interviews with some refugees indicate that those with large livestock herds as well as traders and other categories were unwilling to move from border entry locations.