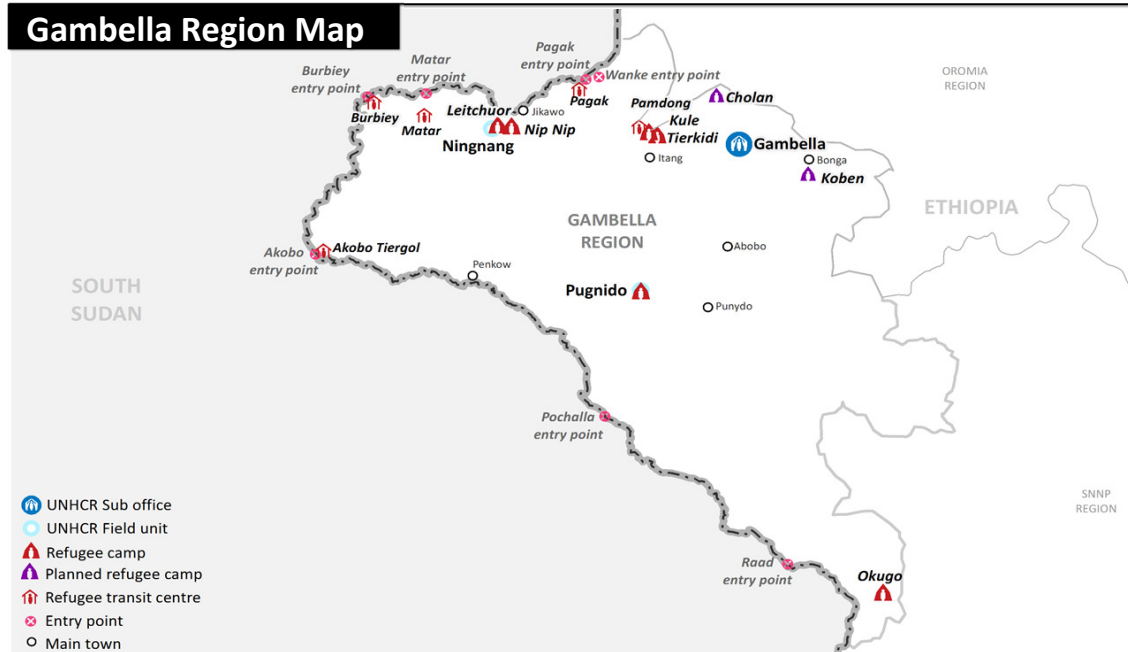


# South Sudanese new arrivals in Gambella - Post 15<sup>th</sup> December 2013 (as of 06-February-2015)

## Gambella Region Map



## TOTAL ARRIVALS

**192,828 \***  
persons

AVERAGE  
ARRIVALS per day  
since start of 2014

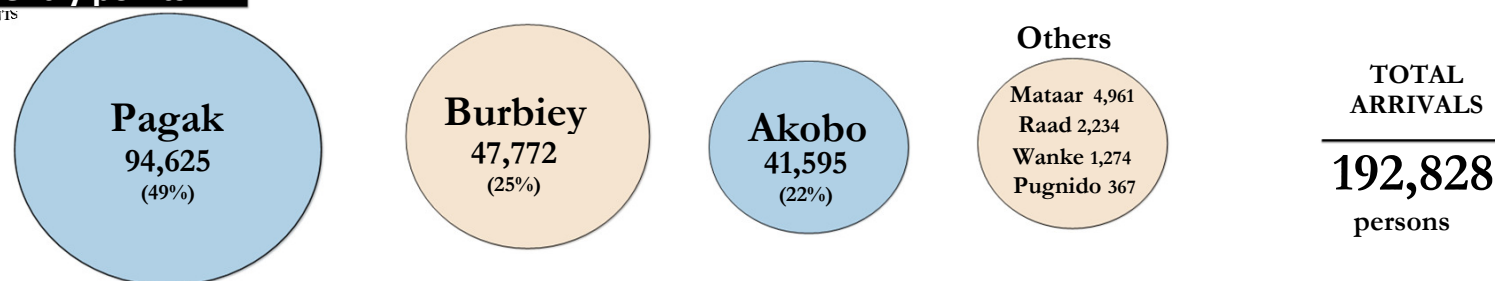
**481**  
persons

AVERAGE  
ARRIVALS per day  
since last week

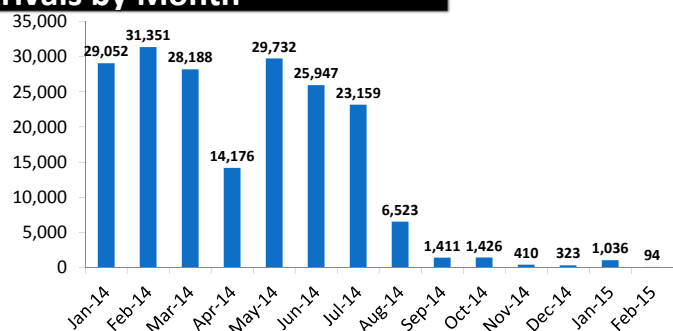
**53**  
persons

## Breakdown by entry points

New ARRIVALS BY ENTRY POINTS



## Arrivals by Month



## Arrivals Relocation Statistics

TOTAL  
ARRIVALS

**192,828**  
Persons

Missing for  
Relocation



17,297\*\*  
(9%)

TOTAL  
RELOCATED  
to camps

**166,695\*\*\***  
(86%)

AWAITING  
RELOCATION  
to camps

**8,836**  
(5%)

Burbiey (in transit at Mataar) = 5,124  
Akobo (in transit at Matar) = 1,655  
Pagak = 11  
Pamdong = 2,046

\*- This figure does not include the old caseload of 57,903 South Sudanese refugees registered pre 15th December 2013 [Breakdown: Pugnido = 43,886; Okugo = 4,017, Wanthowa- estimated 10,000]

In addition to 192,828 South Sudanese refugees in Gambella region, there are 8,880 refugees at the camps in Assosa [Breakdown: Pre 15th Dec 2013 = 6,161; Post 15th Dec 2013 = 2,719]

\*\* - Interviews with some refugees indicate that those with large livestock herds as well as traders and other categories were unwilling to move from border entry locations.

\*\*\* - The figure includes 50,590 refugees in Leitchur and Nip Nip refugee camps who will be relocated to new locations due to flooding concerns.