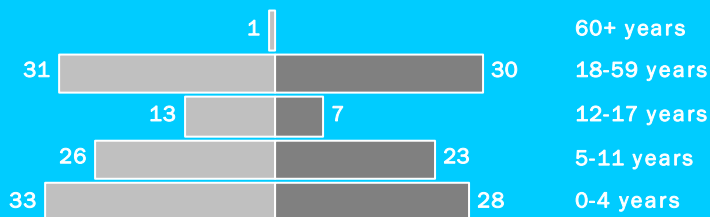


**WEEKLY NEW REGISTRATION**  
Week 26 (22-Jun-14 to 28-Jun-14)

Gender & age breakdown



New Registrations include New Arrivals and New Births

Male Female

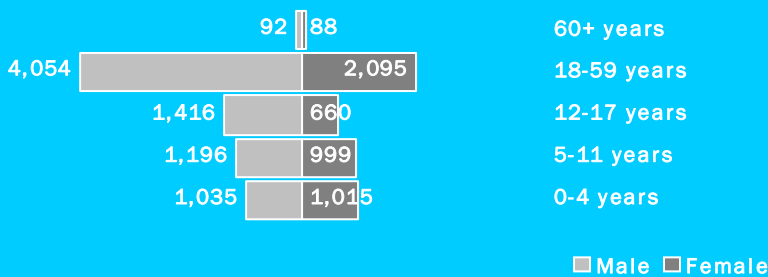
**CUMULATIVE STATISTICS**

Monthly New Registration Trends



New Registrations include New Arrivals and New Births

Cumulative Gender & age breakdown

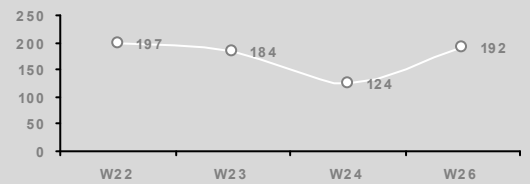


Male Female

Gender & age breakdown by standard sectoral categories

Education				Health			
Age Group	M	F	Total	Age Group	M	F	Total
3-5 years	623	625	1,248	0-5 months	131	104	235
6-13 years	1,322	1,050	2,372	6-23 months	304	276	580
14-17 years	1,080	434	1,514	24-35 months	187	185	372
				36-59 months	413	450	863
				<1 years	248	198	446
				1-4 years	787	817	1,604
				5-14 years	1,793	1,348	3,141
				15-49 years	4,748	2,332	7,080
				50+ years	217	162	379

**Weekly New Registration Trends**



New Registrations include New Arrivals and New Births

**Weekly registration**  
(22-Jun-14 to 28-Jun-14)

**TOTAL NEW REGISTRATION: 192**  
Newly registered HH: 51  
Including

- New birth: 11 (6%)
- Minor: 130 (68%)
- Female: 88 (46%)
- Unaccompanied and separated children: 6
- Women at risk: 12

\* All individuals with specific needs have been referred to concerned partners  
\* An individual may have more than one specific needs

**INACTIVE/CLOSURE AND REACTIVATION:**

- Died: 1
- Inactivation: 0
- Reactivation: 1
- Rejection: 0

Transfer IN:

Yida - 178

Transfer OUT:

**Cumulative statistics and trends**

**TOTAL POPULATION REGISTERED TO DATE:**

- **12,650 individuals**  
- **4,474 households**  
-Female headed households: 1,401(31%)

Cumulative statistics

From 01-Jan-14 To 28-Jun-14  
New Registered Refugees: 3,389  
New Births: 164

Transfer IN:

Juba - 5  
Nyeel - 938  
Pariang - 563  
Yida - 8039

Transfer OUT:

Yida - 4  
Juba - 6

**CONTACT DETAILS**

For specific data request, kindly contact

Juba Information Management Officer  
tomieri@unhcr.org

Unity Database Administrator  
tawanda@unhcr.org