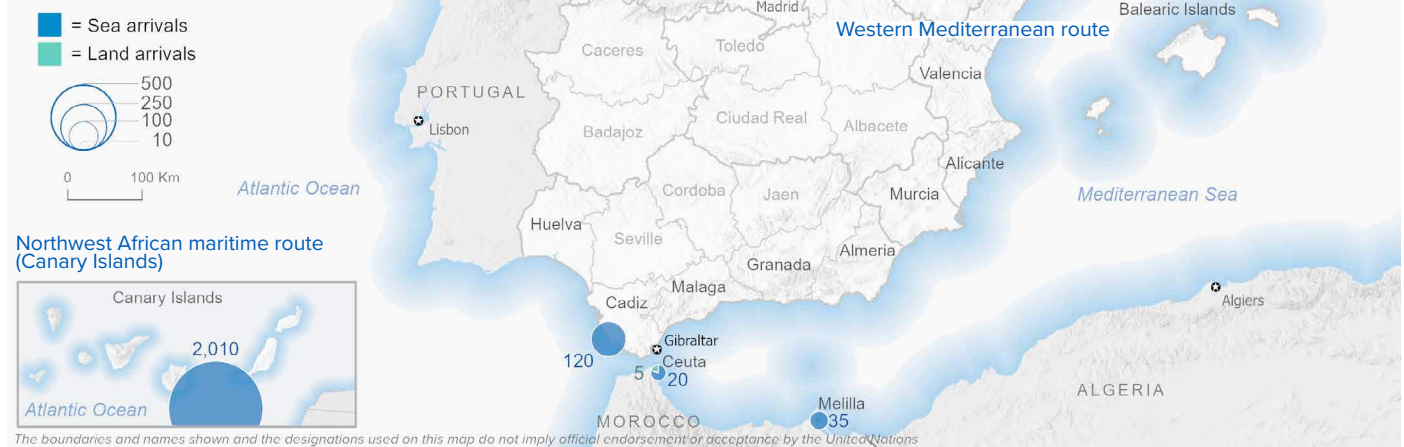


SPAIN Weekly snapshot - Week 36 (4 - 10 Sep 2023)

The charts below are based on figures from the Ministry of Interior and UNHCR estimates. All figures are provisional and subject to change

Refugees & migrants: sea and land arrivals in week 36¹



Arrivals in Spain

24,358
 Arrivals as of 10 Sep 2023²
+16%
 Dif. 2022

23,965
 Sea Arrivals²
 Dif. 2022: +24%

393
 Land Arrivals²
 Dif. 2022: -76%

2,193
 Arrivals Week 36¹
 Dif. last week: +196%
 Dif. 2022: +135%

Western Mediterranean

10,657
 Arrivals as of 10 Sep 2023²
+11%
 Dif. 2022

10,264
 Sea Arrivals²
 Dif. 2022: +29%

393
 Land Arrivals²
 Dif. 2022: -76%

182
 Arrivals Week 36¹
 Dif. last week: -52%
 Dif. 2022: -65%

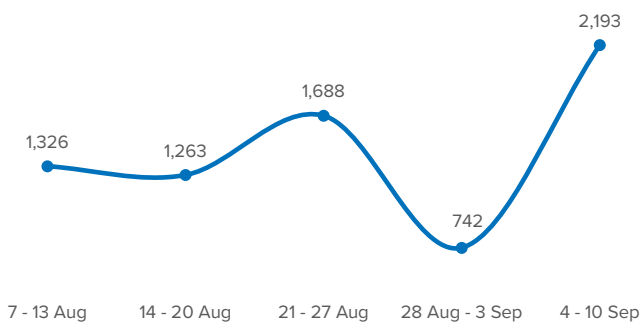
Northwest African maritime (Canary Islands)

13,701
 Arrivals as of 10 Sep 2023²
+21%
 Dif. 2022

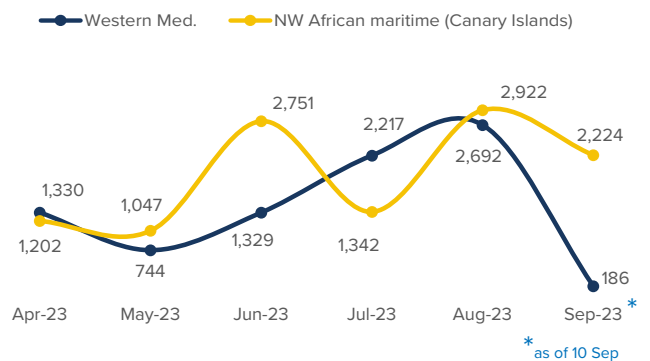
13,701
 Sea Arrivals²
 Dif. 2022: +21%

2,011
 Arrivals Week 36¹
 Dif. last week: +449%
 Dif. 2022: +390%

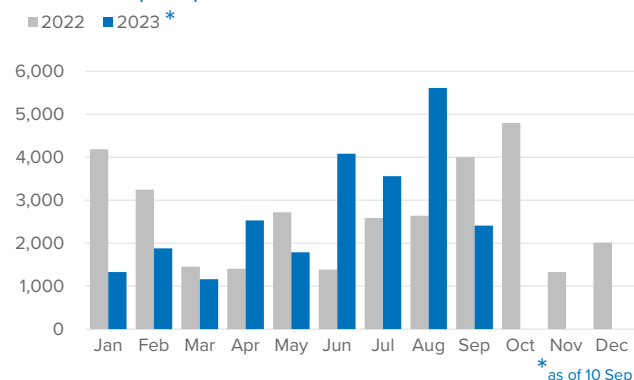
Arrivals in Spain during the last five weeks¹



Arrivals in Spain by route during the last six months²



Arrivals in Spain per month²



Arrivals in Spain per year²

